

ROYAL ENFIELD OWNER'S MANUAL

BS IV

Continental



FOREWORD

The Royal Enfield Continental GT is our lightest, fastest, and most powerful motorcycle in production. It's a machine with a story, a nod to motorcycling's finest hour, the best expression yet of a cultural phenomenon that has simply refused to fade away - the cafe racer.

And now you have one of your own. Congratulations!

Your meticulously re-engineered Continental GT debuts a twin downtube cradle frame chassis developed by the renowned Harris Performance from UK. A new engine displaces 535cc and dollops of torque, when you need it. With gas-charged rear shockabsorbers from Paoli and Brembo disc brakes, you stay in charge. With an aerodynamic seating position, Pirelli Sports Demon tyres and a remapped ECU, the new Continental GT is part homage, part engineering tour-de-force.

This manual will help you to operate your motorcycle and guide you to wholly maintain it. We have also provided tips on safe riding and on minor adjustments for the care of your motorcycle. Please avail all the four free & five paid services at the nearest Authorised Service Center at the appropriate time to maintain your motorcycle in top riding condition. We request you to carefully read the terms and conditions of warranty and other useful information given in this manual before starting to use your Continental GT. Log on to the exciting world of Royal Enfield on www.royalenfield.com to get to know more about the company, its products and news from time to time.

Welcome to the world of the Bikers, and enjoy your burn-ups atop this spectacular machine.

NOTICE

All information in this manual is based on the latest product information available at the time of publication. Due to continuous improvements, there may be discrepancies between the information in this manual and your motorcycle. Royal Enfield reserves the right to make production changes at any time without prior notice and without incurring any obligation to make the same or similar changes to motorcycles previously built or sold.

All images shown are for reference to explain and need not to be exactly the same on the model you own. Technical specifications are subject to change without prior notice.

"© Copyright 2018 Royal Enfield (A unit of Eicher Motors Ltd.). All Rights Reserved. No part of this manual shall be copied, distributed or otherwise dealt without the express permission in writing of Royal Enfield".

NOTE: BS IV
This motorcycle meets Emission Norms -
Bharat (Trem) Stage - IV

Contact Us:

Royal Enfield Support : 1800-2100-007

Email : support@royalenfield.com

Twitter : @RoyalEnfieldSupport

Web : www.royalenfield.com

Disclaimer

- This model fitted with "tubeless tyre" is provided with an inner tube.
- Failure to use an inner tube in a spoked wheel will cause deflation of the tyre resulting in loss of motorcycle control.
- The approved tyres marked with "TUBELESS" are suitable for use with inner tube.

Part No. 1040818/A / Qty.1,000 / Jan. '18

CONTENTS

| | | | |
|-------------------------------------|----|--|-----|
| Personal and Motorcycle Information | 4 | Long Trip Precautions | 45 |
| Technical Specifications | 5 | Washing Procedure | 46 |
| Recommended Lubricants | 8 | Storage Precautions | 47 |
| Safety Definitions | 9 | Trouble Shooting | 48 |
| Motorcycle Identification Numbers | 10 | Warranty Terms & Conditions | 49 |
| Location of Key Parts | 11 | Emission Warranty | 51 |
| Operation of Controls | 14 | EVAP | 54 |
| Pre-Operational Checks | 22 | Service Coupons | 56 |
| Safe & Happy Riding | 23 | Paid Service & Maintenance Record | 75 |
| Running in Period | 24 | Regional & Area Offices | 77 |
| Starting | 25 | Authorised Dealer Address | 78 |
| Gear Shifting, Riding & Stopping | 26 | Notes | 104 |
| Parking | 27 | Annexures | |
| Periodical Maintenance Chart | 28 | Motorcycle Installation Form | |
| Tools & First Aid kit | 31 | Pre-Delivery Inspection Report | |
| Minor Maintenance Tips | 32 | Motorcycle Installation Confirmation By Customer | |

PERSONAL & MOTORCYCLE INFORMATION

| | | | | | | | | | | | | | | | | | | | | | | | | | | | | | | | | | | | | |
|-----------------|------|--|--|--|--|------|--|--|--|--|----------|--|--|--|--|--|--|--|--|--|----------------|-----|--|--|--|--|--|--|--|--|--|--|--|--|--|--|
| Name | | | | | | | | | | | | | | | | | | | | | | | | | | | | | | | | | | | | |
| Door No./Street | | | | | | | | | | | | | | | | | | | | | | | | | | | | | | | | | | | | |
| Locality | | | | | | | | | | | | | | | | | | | | | | | | | | | | | | | | | | | | |
| City | | | | | | | | | | | State | | | | | | | | | | | Pin | | | | | | | | | | | | | | |
| Contact Nos. | Res: | | | | | Off: | | | | | Mobile : | | | | | | | | | | Email : | | | | | | | | | | | | | | | |
| Engine No. | | | | | | | | | | | | | | | | | | | | | Battery No. | | | | | | | | | | | | | | | |
| Frame No. | | | | | | | | | | | | | | | | | | | | | Battery make | | | | | | | | | | | | | | | |
| Reg. No. | | | | | | | | | | | | | | | | | | | | | Licence No. | | | | | | | | | | | | | | | |
| Date of Sale | | | | | | | | | | | | | | | | | | | | | Valid till dt. | | | | | | | | | | | | | | | |
| Model | | | | | | | | | | | | | | | | | | | | | Key No. : | | | | | | | | | | | | | | | |
| Tyre make | | | | | | | | | | | | | | | | | | | | | Colour | | | | | | | | | | | | | | | |
| Sold by | | | | | | | | | | | | | | | | | | | | | Dealer Code | | | | | | | | | | | | | | | |

| | | | | | | | | | | | | | | |
|--|--|--|--|--|--|--|--|--|--|--|--|--|--|--|
| Motorcycle Installation Form (MIF) No. | | | | | | | | | | | | | | |
|--|--|--|--|--|--|--|--|--|--|--|--|--|--|--|

TECHNICAL SPECIFICATIONS

ENGINE

| | |
|-------------------------|---|
| Engine Type | Single Cylinder 4 Stroke, Spark Ignition, Air cooled, Fuel Injection |
| Bore | 87mm |
| Stroke | 90mm |
| Swept volume | 535cc |
| Compression ratio . | 8.5:1 |
| Max Power | 29.1 bhp @ 5100 rpm |
| Max Torque | 44 Nm @ 4000 rpm |
| Idle RPM | 1250+50 RPM |
| Starting | Kick Start / E-Start |
| Air filter element | Paper element |
| Lubrication | Wet sump, Forced lubrication |
| Engine oil capacity | 2.75 litres (First Fill only) 2.30 to 2.50 litres (subsequent refills) |
| Engine oil grade | Royal Enfield 15W50 API SL Grade & above, (JASOMA2) |
| Fuel Supply | Electronic Fuel Injection |
| Cooling | Natural air flow |

IGNITION SYSTEM

| | |
|--------------------------|-----------------------------|
| Ignition system | Digital Electronic Ignition |
| Spark plug Electrode gap | 0.80 to 0.90 mm |
| Spark plug | WQR8DC M14 (Bosch) |

TRANSMISSION

| | |
|------------------------|---|
| Clutch | Wet multiplate (7 plates) |
| Primary drive | Duplex chain |
| Primary ratio | 2.15 : 1 |
| Gear box | Constant Mesh, 5 Speed |
| Gear Ratio | 1 st 3.06:1 2 nd 2.01:1 3 rd 1.52:1 4 th 1.21:1 5 th 1:1 |
| Final drive | 18 Teeth (Sprocket) |
| Final Ratio | 2.00:1 |
| Drive Chain links | 100 links |

TECHNICAL SPECIFICATIONS

CHASSIS

| | |
|------------------|---|
| Frame | Twin downtube cradle frame |
| Suspension | |
| Front | Telescopic, hydraulic damping, Stroke 110 mm travel (Dia 41 mm) |
| Rear | Swing arm with gas filled shockabsorbers, Stroke 80mm |
| Brakes | |
| Front Disc | Brembo 300mm floating disc, Brembo 2-piston floating caliper |
| Rear | 240mm dia disc, Single piston floating caliper |
| Tyre size | |
| Front | 100/90-18, 56H Pirelli Sport Demon |
| Rear | 130/70-18, 63H Pirelli Sport Demon |

Note:

The Imported Pirelli Tyres which are fitted in this motorcycle meet the requirements of BIS and that they comply with the requirements under the Central Motor Vehicles Rules (CMVR), 1989, would suffice;

Tyre Pressure

Solo

| | |
|-------------|--------------------------------|
| Front | 20 psi/1.41 kg/cm ² |
| Rear | 30 psi/2.11 kg/cm ² |

With Pillion

| | |
|-------------|--------------------------------|
| Front | 22 psi/1.55 kg/cm ² |
| Rear | 32 psi/2.25 kg/cm ² |

Steering Lock Combination Lock

Fuel tank capacity . 13.5 litres approx. *

Low fuel warning ... 3 litres (approx)

* The above values are approximate and the actual fuel filling capacity will vary from the values mentioned.

ELECTRICALS

| | |
|-------------------------|-----------------------------|
| Generation | Alternator |
| System : E-Start | 12V - DC (III Phase) |
| Battery : E-Start | 12V - 14 Ah MF (III Phase) |
| Head lamp | 12V, H4 - 60/55 W (Halogen) |

TECHNICAL SPECIFICATIONS

| | |
|------------------------|-------------------------------------|
| Brake/Tail lamp | 12V, P21/5W |
| Hi beam indicator . | 12V, 0.2W (L.E.D.) |
| Neutral lamp tell tale | 12V, 1.12W |
| Turn signal | 12V, R10W |
| Instrument Cluster . | Digital instrument cluster with LCD |
| Horn | 12V, 2.5 Amp (Max.) X 2 Nos. |
| Starter Motor | 12V, 0.90 KW |



WARNING

Using bulbs / other electrical gadgets other than specified rating may lead to over loading / erratic behaviour / premature failure of electrical system.

Modifications on the motorcycle which are not approved by Royal Enfield may not only disqualify for warranty, but also affects performance of the motorcycle.

DIMENSIONS

| | |
|-----------------------|---------------------------|
| Length | 2060 mm |
| Width | 760 mm (without Mirrors) |
| Height | 1070 mm (without Mirrors) |
| Wheel base | 1360 mm |
| Ground clearance..... | 140 mm |
| Saddle Height | 800 mm |

WEIGHTS

| | |
|----------------------------|----------|
| Kerb weight (90% fuel&oil) | 192 Kgs. |
| Max. Pay load | 173 Kgs. |

- Values / Dimensions given above are for your guidance only.
- In view of continuous improvements being done on our products, the specifications are likely to change without prior notice.

RECOMMENDED LUBRICANTS

| Engine Oil | |
|------------|---|
| Grade | Royal Enfield 15 W 50 API SL Engine Oil (JASOMA2) |
| Capacity | 2.75 Ltrs. (First Fill only) 2.30 to 2.50 Ltrs. (during oil & filter element replacement in periodical maintenance) |



| Front Fork Oil | | Brake Fluid | |
|----------------|--|-------------|-------------------------|
| Grade | Royal Enfield Front Fork Oil (or Gabriel Fork Oil 2w 35) | Grade | DOT 3 or DOT 4 |
| Capacity | 430 ml/leg | Capacity | Fr. 60 ml Rr. 100 ml |

DO NOT Mix DOT 3 & DOT 4 brake fluid together.

CAUTION

Use of Wrong grade oil will reduce the life of the moving parts and seriously affect performance

NOTE

Recommendation subject to change without notice.

ISO 14001 Operation Control Process

As per the guidelines in the ISO 14001 Environmental Management System, customers are advised to carry out timely replacement of Engine, Front Fork and Brake oils, ONLY through a Royal Enfield Authorised Dealer / Service Center for the safe disposal of the used oils to prevent Environmental pollution.

In case the oils are replaced privately, it is advised to ensure the old/ removed oils are collected carefully and reached to a certified disposal agency, nearest to you to safely disposing the oils.

Similarly, hazardous wastes such as old/discarded Batteries, Tyres, Tubes, Cables, Gaskets, Oil filters etc. should also be disposed off carefully and properly only through a certified disposal agency.

SAFETY DEFINITIONS

The information given under the titles : Warning, Caution and Note are for your safety and for the care and safety to your motorcycle and others. Please read these carefully and if disregarded may result in injury to yourself or others and damages to the motorcycle.



WARNING

Indicates a potentially hazardous situation. Disregarding this message may result in injury to rider or other persons.

CAUTION

This message if disregarded may result in damage to the motorcycle.

NOTE

Indicates important and useful messages for clearer understanding.

All Images shown in subsequent pages are for reference to explain and need not to be exactly the same on the model you own.

MOTORCYCLE IDENTIFICATION NUMBERS

FRAME NUMBER

Punched on steering head tube right side.



ENGINE NUMBER

Punched on crankcase left top side.



LOCATION OF KEY PARTS




1. Horn Button
2. Turn Signal Switch
3. Clutch Lever
4. Day Flash Switch
5. Head Lamp Dip Switch
6. Manual Bistarter / Choke
7. Speedometer
8. Ignition Switch
9. Malfunction Indicator Lamp
10. r/min. (Tacho) Meter
11. Engine Kill switch
12. Electric Start Switch
13. Fuel Tank Cap

LOCATION OF KEY PARTS



1. Right Trafficator Rear
2. Right Trafficator Front
3. Horn
4. Starter Motor
5. Kick Start Lever
6. Canister
7. Brake Pedal
8. Right Side Panel

LOCATION OF KEY PARTS



1. Left Trafficator Front
2. Left Side Panel /
Battery Cover
3. Left Trafficator Rear
4. Side Stand
5. Center Stand
6. Gear Change Pedal
7. Spark Plug

OPERATION OF CONTROLS

STEERING LOCK

- Turn the handle bar to extreme left or right position.
- Push the key inside in "OFF" position, press and further turn to anticlockwise direction to lock the steering system.
- Push the key in steering lock Position, and turn clockwise direction to unlock the steering.



FUEL TANK CAP

- Turn key clockwise to open.
- Press cap to lock with key in position.



CAUTION

- Please ensure fuel is filled till fuel tank mouth (A), Failure to do so will lead to canister damage.



SIDE PANEL LEFT / BATTERY COVER

- Turn key clockwise to unlock the side panel.
- Pull the side panel outside for opening the same.



SIDE PANEL RIGHT

- Unscrew the indicated screw and then pull the side panel for opening the same.



IGNITION SWITCH

⊗ OFF ○ ON



OPERATION OF CONTROLS

NOTE

- Key is common for ignition, petrol tank cap, steering lock, battery cover and tool boxes.
- Key for fuel tank and tool boxes can be removed from the lock only in locked position.
- Turn handle bar to extreme left, before attempting to lock steering.

CAUTION


- Turn off ignition switch when engine is not in running condition. Failure to do so will discharge the battery due to continuous headlamp ON.

ENGINE STOP SWITCH

⊗ Engine OFF ○ Engine ON



E-START SWITCH

 Depress & hold till engine starts.





HORN

 Press



DIMMER SWITCH

 High beam  Low beam



OPERATION OF CONTROLS

DAY FLASH

Press for Head Light Flash.



TURN SIGNAL SWITCH

- ⇐ Left turn signal ON
- ↑ OFF (Push to off)
- ⇒ Right turn signal ON



MANUAL BI STARTER (CHOKE)

Apply choke in cold start condition while starting the Motorcycle.



CAUTION

- Choke should be used only to start engine in cold climates (less than 20°C) or first time in the morning. Riding with the Choke "ON" will result in Engine Misfiring, Erratic behaviour, High fuel consumption, and increased Emission values.

UTILITY BOX

- Utility box is provided at the bottom area of battery carrier.
- It is covered with side panel left.



OPERATION OF CONTROLS

ALPHA-NUMERIC DISPLAY UNIT



This unit in the speedometer consists of

1. Odometer
2. Trip A
3. Trip B
4. Fuel level indicator

ODOMETER MODE

Odometer mode is the initial display mode of this unit. It displays odometer reading by default.

NOTE

Once you turn "ON" the ignition key, whatever was the last selection mode will get displayed.



TRIP METER MODE

A light push for less than one second on the "PUSH" button switch will change the display from odometer to Trip meter (TRIP A).

Again another press on the "PUSH" button switch will change

the display from "TRIP A to "TRIP B".

NOTE

For resetting the Trip Meter

1. Set the display as TRIP A or B as a current mode.
2. Press the "PUSH" button for more than 3 Seconds.
3. Automatically the display will become zero.



WARNING

Do not attempt to change any setting while riding the motorcycle. It may cause loss of control leading to an accident.

OPERATION OF CONTROLS



FUEL LEVEL INDICATOR

The fuel level indicator indicates the level of fuel in the fuel tank.

The display bars of the fuel meter disappears towards the Empty (E) when the fuel level decreases.

When last bar start blinking (less than 3 litres), refuel the motorcycle at the earliest.

NOTE

If the last bar of the fuel meter is blinking continuously after fueling, visit a Royal Enfield Authorised Dealer / Service Center and check the same.

BATTERY LOW VOLTAGE INDICATOR



Battery low voltage indicator

If the battery voltage is less than 12 volts, the low voltage indicator will start glowing continuously.

While the ignition is "ON", low voltage indicator symbol will glow until engine reaches 700 RPM.

In running condition if the battery voltage is below 12 Volts for more than 3 seconds continuously, the low voltage indicator will start glowing.

PRE OPERATIONAL CHECKS

A careful check of the following must be carried out every time before riding and specially after long periods of storage to determine if any additional maintenance is necessary.

1. Adequate fuel in the tank.
2. Tyres for correct pressure, abrasions or cuts.
3. Rear chain for proper tension and sufficient lubrication.
4. Brakes, steering and throttle for proper responsiveness.
5. Cable for fraying or crimping and free operation.
6. Engine oil level.

7. Wheel spokes for proper tightness and no breakage.
8. Headlamp, tail lamp, brake lamp and indicator lamps for proper functioning.



WARNING

For your personal welfare and safety, all the points mentioned above should be performed periodically. Failure to do so may affect safe operation, damage your motorcycle and could result in an accident causing serious injury.

SAFE & HAPPY RIDING

RIDING DRESS

- A proper riding apparel
- Proper Riding Boots
- Soft Leather Gloves
- Goggles or spectacles
- An ISI Certified helmet. (Affix light reflecting strips of stickers on the front and rear of the helmet for good visibility at night).

NOTE

A light coloured shirt enables greater visibility to other road users especially during nights.

CAUTION

Loose clothing may get caught on moving parts of the motorcycle.

SITTING POSTURE

Correct sitting posture is a must for stable and safe riding

- Sit Straight with your shoulders completely relaxed.
- Keep your elbows close to your body.
- Hold the handle grip close to its inner end.
- Slightly grip the fuel tank with the knees.
- Keep your toes in "straight ahead" direction.
- Before turning, look extensively in the rear view mirror, without turning your head.

BRAKING

- Use both front and rear brakes simultaneously for maximum braking efficiency.
- While riding on wet or bad road conditions use brakes cautiously.



WARNING

Applying any one of the brakes suddenly may cause the motorcycle to skid.

RUNNING IN PERIOD

The Royal Enfield Motorcycle as you would be experiencing, is capable of consistent high speeds. However as with any new motorcycle, a "RUNNING-IN" procedure is essential to help in proper "Bedding-In" of the various moving parts in your motorcycle and to achieve optimum performance subsequently.

1. During the first 2000 Kms of run, do not exceed the speed limits as shown in the table below.
2. Do not exceed maximum specified pay load.

3. Warm up the engine for a few minutes at idling speed to allow engine oil to lubricate all the moving parts in the engine before riding the motorcycle.
4. Avoid full throttle operation and do not ride at constant throttle continuously. Vary the speed by 10% while riding.
5. Avoid sudden accelerations and racing starts.
6. Avoid prolonged full-throttle operation. Vary speed occasionally.

| Gear | Motorcycle Speed | First 500 kms | 501 - 2000 kms |
|------|------------------|---------------|----------------|
| | | | |
| | 1 | 15 KMPH | 20 KMPH |
| | 2 | 25 KMPH | 30 KMPH |
| | 3 | 30 KMPH | 40 KMPH |
| | 4 | 45 KMPH | 55 KMPH |
| | 5 | 60 KMPH | 70 KMPH |

STARTING

- Ensure Gear is in Neutral position and the Neutral lamp is glowing in the speedometer. To shift into neutral, move the motorcycle back and forth gently, while simultaneously shifting the gear.



CAUTION


Never accelerate the engine immediately after a cold start. The engine should be allowed to run slowly for 15 to 30 seconds. This will allow the engine to warm up and let oil reach all surfaces needing lubrication. **Failure to adhere in damage to the engine.**

NOTE

It is mandatory, necessary to depress and hold the Manual Bi-starter for a minimum of one minute when starting the engine for the first time in cold morning, every time when the temperatures are below 10 deg C, and at higher altitudes to keep the engine idling RPM steady.

As soon as the engine sufficiently warms up then Manual Bi-starter should be released.

- Warm up engine for 2 minutes -until idling is consistent.



USING THE KICK START LEVER

- Slowly Crank Engine with the Kickstarter lever till a resistance is felt in the lever. Slightly crank slowly and further till the compression eases over.
- Release Kickstarter lever to enable it to come to its top resting position.
- Apply a powerful swinging Kick on the lever to start the engine. (It may be necessary to open the throttle, very slightly, when starting on choke/first time in the morning.
- Release Choke if applied and allow Engine to run at idling speed for a few minutes.

USING ELECTRIC START

- Depress and Hold the Clutch Lever.



GEAR SHIFTING, RIDING & STOPPING

- Press Starter Button and hold till Engine starts. **Do not release the button before Engine starts.**



- Warm up engine for 2 minutes - till idling is consistent/stable

GEAR SHIFT PATTERN
1—N—2—3—4—5



- Press clutch lever towards the hand grip.
- Press gear pedal with toe towards down to engage 1st gear.
- Gently open throttle and release clutch simultaneously. If clutch is released suddenly, the engine may stall and cause a jerky start.

CAUTION

The clutch must be fully disengaged before attempting a gear shift. Failure to fully disengage the clutch may cause a jerky start OR stalling the engine besides causing damage to transmission parts.

- Press the gear pedal upwards with toe to engage 2nd and gear.
- Follow the same procedure for 3rd, 4th and 5th gear.



NOTE

Always start motorcycle with gear in neutral position.
Always move the motorcycle in first gear position only.
When engine speed decreases or while climbing a gradient or running at a reduced speed, shift to the appropriate lower gear to prevent the engine from stalling or straining to pull.

PARKING

PARKING MOTORCYCLE ON CENTER STAND

- Select a firm, flat surface.
- Hold handle bar straight.
- Lower center stand, such that, both the legs of the stand are resting on firm ground.
- Apply pressure on the fulcrum lever on the center stand and pull motorcycle backward.



PARKING MOTORCYCLE ON SIDE STAND

- Select a firm, flat surface.
- Extend side stand. Tilt the motorcycle to the left, till it is supported firmly.



CAUTION

When Side stand is in extended position.

- a) Engine will start if vehicle is in neutral, but will cut-off (ignition and fuel) when gear is engaged.
- b) Engine will not start if gear is engaged already.

WARNING

Ensure both the stands are retracted fully before riding the motorcycle.

Please exercise extreme care while parking and ensure it is parked firmly to avoid the motorcycle from falling over and causing injury to you or to others and damage to the motorcycle parts.

PERIODICAL MAINTENANCE

The maintenance schedule detailed here will help you maintain your Continental GT Motorcycle meticulously and to get a long trouble free service. The schedule provided herein is based upon average riding conditions and indicates the Kms at which regular inspections, adjustments, replacements and lubrications are to be carried out. The frequency of the maintenance must be shortened depending upon the severity of the driving condition or if the motorcycle is used in a very dusty environment. Contact the nearest Royal Enfield Authorised Dealer / Service Center for expert advice and to carry out the required maintenance.

| Sl. No. | DESCRIPTION | FREE SERVICE | | | | PAID SERVICE | | | | | | | |
|---------|---|--|-----|-----|-----|--------------|-----|-----|----|-----|-----|----|--|
| | | whichever is earlier | | | | | | | | | | | |
| | Kms (x 1000) | 0.5 | 3 | 6 | 9 | 12 | 15 | 18 | 21 | 24 | 27 | 30 | |
| | Months | 1.5 | 3 | 6 | 9 | 12 | 15 | 18 | 21 | 24 | 27 | 30 | |
| 1 | Engine Oil | R | I | R | I | R | I | R | I | R | I | R | |
| 2 | Engine oil filter element | Check level at every 1000 Kms or earlier as required | | | | | | | | | | | |
| 3 | Engine sump filter (oil strainer) Magnetic drain plug under gear box and secondary drain plug under crankshaft in crankcase right | C | | C | | C | | C | | C | | C | |
| 4 | Spark plug | C&A | C&A | C&A | C&A | R | C&A | C&A | R | C&A | C&A | R | |
| 5 | HT lead for crack | I | I | I | I | I | I | I | I | I | I | I | |
| 6 | Fuel hose & clip / Injector 'O' Ring / Seal Ring | I | I | I | I | R | I | I | I | R | I | I | |
| 7 | Fuel Pump (under tank) mounting | Check for screw tightness in all services | | | | | | | | | | | |
| 8 | Accelerator & Throttle pulley cables free play | A | A | A | A | A | A | A | A | A | A | A | |

PERIODICAL MAINTENANCE

| Sl. No. | DESCRIPTION | FREE SERVICE | | | | PAID SERVICE | | | | | | | |
|---------|---|---|---|---|---|--------------|----|----|----|----|----|----|--|
| | | whichever is earlier | | | | | | | | | | | |
| | Kms (x 1000) | 0.5 | 3 | 6 | 9 | 12 | 15 | 18 | 21 | 24 | 27 | 30 | |
| | Months | 1.5 | 3 | 6 | 9 | 12 | 15 | 18 | 21 | 24 | 27 | 30 | |
| 9 | Rubber hose, Air filter to Throttle body | I | I | I | I | R | I | I | I | R | I | I | |
| 10 | Rubber hose, Inlet manifold / Adaptor | I | I | I | I | R | I | I | I | R | I | I | |
| 11 | Evaporative Emission Equipment rubber hoses | I | I | I | I | R | I | I | I | R | I | I | |
| 12 | Air filter paper element | C | C | C | C | R | C | C | C | R | C | C | |
| 13 | Inlet / Exhaust valve seating (compression/vacuum test) | | | | | | | I | | | | I | |
| 14 | Cylinder head (Combustion chamber) | | | | | | | | | | | D | |
| 15 | Clutch cable lever free play | Adjust every 1000 Kms or earlier as required | | | | | | | | | | | |
| 16 | Rear brake pedal & Gear change pedal pivot | L | L | L | L | L | L | L | L | L | L | L | |
| 17 | Battery terminals (apply petroleum jelly) | C | C | C | C | C | C | C | C | C | C | C | |
| 18 | Battery Electrolyte level | I | I | I | I | I | I | I | I | I | I | I | |
| 19 | Earth wire eyelet contact (below ECU Mounting) | | | | | I | | | | | | I | |
| 20 | Rear Wheel Drive Chain | Lubricate & Adjust every 1000 Kms / Clean, Lubricate & Adjust every 3000 Kms or earlier as required | | | | | | | | | | | |
| 21 | Front Fork oil / leak | I | I | I | R | I | I | I | R | I | I | I | |
| 22 | Steering ball races play | I | A | L | A | L | A | L | A | R | A | L | |
| 23 | Spokes tightness / Wheel rim run out front & rear | I | | I | | I | | I | | I | | I | |

PERIODICAL MAINTENANCE

| Sl. No. | DESCRIPTION | FREE SERVICE | | | | PAID SERVICE | | | | | | | |
|--|--|---|-------|-------|-------|--------------|-------|-------|-------|-------|-------|-------|-------|
| | | whichever is earlier | | | | | | | | | | | |
| | Kms (x 1000) | 0.5 | 3 | 6 | 9 | 12 | 15 | 18 | 21 | 24 | 27 | 30 | |
| | Months | 1.5 | 3 | 6 | 9 | 12 | 15 | 18 | 21 | 24 | 27 | 30 | |
| 24 | Rear wheel cush rubbers | | | | | I & R | | | | I & R | | | |
| 25 | Tyre wear pattern front & rear | I | I | I | I | I | I | I | I | I | I | I | I |
| 26 | Hand levers & Kick starter pivot | Lubricate every 1000 Kms or earlier as required | | | | | | | | | | | |
| 27 | Disc Brake Oil level check | I | I | I | I | I | R | I | I | I | I | R | |
| 28 | Pivot - Side Stand, Center Stand | L | L | L | L | L | L | L | L | L | L | L | L |
| 29 | Rider & Pillion Foot rest pivot | L | L | L | L | L | L | L | L | L | L | L | L |
| 30 | Swing arm needle bearings and spindle | | | | | L | | | | L | | | |
| 31 | Vent Pipe under air filter box | I & C | I & C | I & C | I & C | I & C | I & C | I & C | I & C | I & C | I & C | I & C | I & C |
| 32 | Throttle body - cleaning spray* | Carbo Cleaner / Carb Click or Fuel Line Cleaner Spray Every 6000 Kms or 6 Months whichever earlier | | | | | | | | | | | |
| 33 | PAV pipes & hose clip | I | I | I | I | I | I | I | I | R | I | I | |
| 34 | Front & Rear brake hose and Banjo Bolt | I | I | I | I | I | I | I | I | I | I | R | |
| 35 | Fuel filter in fuel pump | C | | | | | R | | | | | R | |
| A : Adjust C : Clean D : De-carbonise I : Inspect L : Lubricate R : Replace | | | | | | | | | | | | | |

NOTE

For Maintenance after 30,000 Kms, Please repeat the same frequency specified above, in consultation with a Royal Enfield Authorised Dealer / Service Center.

TOOLS & FIRST AID KIT

The tool kit is located in the left side Electrical box of the motorcycle.



| S.No. | Description | Qty. |
|-------|----------------------------|------|
| 1. | Tool Bag | 1 |
| 2. | Screw Driver 06 X 160 | 1 |
| 3. | Tommy Bar | 1 |
| 4. | Box Spanner 21 X 24 | 1 |
| 5. | Double End Spanner 14 X 15 | 1 |
| 6. | Double End Spanner 10 X 13 | 2 |
| 7. | Double End Spanner 8 X 10 | 1 |
| 8. | Allen Key 5 MM | 1 |
| 9. | Allen Key 3 MM | 1 |
| 10. | Tyre Removal Lever | 2 |

A first aid kit is provided with the motorcycle for any emergency requirements.



| S.No. | Description | Qty. |
|-------|--|------|
| 1. | Antiseptic cream 5 gms | 1 |
| 2. | Wash proof plaster 1.9 cm x 7.2 cm | 2 |
| 3. | Gauze bandage 5 cm x 2 cm | 1 |
| 4. | Sterilized Gauze Swab 5 cm x 5 cm | 2 |
| 5. | Sterilized elastic plaster 7 cm x 6 cm | 1 |
| 6. | Elastic Gauze bandage 8 cm x 1 mtr. | 1 |
| 7. | First aid kit pouch | 1 |

* Please familiarise yourself with the minor maintenance of the motorcycle before attempting to carry out the same.

MINOR MAINTENANCE TIPS

The following simple maintenance activities will help in maintaining your motorcycle. However for an elaborate maintenance, we recommend you to get in touch with a Royal Enfield Authorised Dealer / Service Center.

CONTROL CABLES

Lubricate after water washing motorcycle or if used during rainy conditions.

HAND LEVER PIVOTS

Wipe the area free of dirt / grease.

Apply a few drops of oil on the pivots.



CENTER / SIDE STAND PIVOTS

Apply a few drops of oil on the pivots after cleaning the area of dirt.



DRIVE CHAIN

Clean the drive chain carefully. Apply chain lubricant while simultaneously rotating the rear wheel. Wipe off the excess lubricant.

OIL LEVEL INSPECTION

- Place motorcycle on its center stand on a firm surface.
- Warm up engine for a few minutes & switch off before checking oil level.
- The level is correct if the oil level is in the middle of the oil level window.
- Top up only with recommended Engine oil



CAUTION

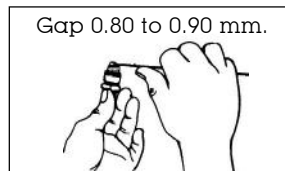
Use of wrong grade or spurious oil can seriously affect motorcycle performance & damage to moving parts.

MINOR MAINTENANCE TIPS

SPARK PLUG

CLEANING AND ADJUSTING PLUG GAP

- Remove spark plug using the plug spanner and tommy bar.
- Clean the insulator tip and electrodes of the plug carefully.
- Check and set the electrode gap between 0.80 to 0.90 mm.



- Refit the spark plug on the cylinder head.

BRAKE FLUID



FRONT BRAKE

REAR BRAKE

Check if oil is below 'MIN' level. To top Up, remove cover and diaphragm, then top up with DOT 3 or DOT 4 as specified.

CAUTION

Brake fluid is highly corrosive and can cause damage to painted parts. Please ensure that brake fluid does not spill on any part of the motorcycle. In the event of a spill, please clean the area immediately with a soft cloth (preferably a wet cloth) to avoid damage.

Don't mix DOT 3 & DOT 4 Brake fluid together.

MINOR MAINTENANCE TIPS

INSPECTION OF TYRES AND WHEELS

- Inspect the tyres periodically for tread wear, cracks and cuts.

| Minimum tread depth : | |
|-----------------------|------------------|
| Front tyre : 1 mm | Rear tyre : 2 mm |

- Check and remove stone, splinters, nails or other particles embedded in the tyre treads.
- Periodically inspect wheels for spokes breakage and wheel rim run out.
- Check proper seating of the tyre beading on the rim whenever the tyre is reassembled.
- Use only recommended tyres & tubes, inflated to correct air pressure.

| | Front | Rear |
|--------------|----------------------------------|----------------------------------|
| Solo | 1.41 kg/cm ² (20 PSI) | 2.11 kg/cm ² (30 PSI) |
| With Pillion | 1.55 kg/cm ² (22 PSI) | 2.25 kg/cm ² (32 PSI) |

FRONT WHEEL REMOVAL

- Place the motorcycle on center stand.

- Place a wooden block the front end of engine to support the motorcycle.



- Loosen the pinch bolt on the right fork guide by 6 mm allen key.



MINOR MAINTENANCE TIPS

- Hold the axle head by double end spanner while loosening the axle nut.
- Remove the axle nut along with washer.
- Tap and remove the front wheel spindle.
- Tilt the motorcycle to right side and take out the wheel along with wheel speed sensor and left side spacer.



CAUTION

Do not press the front brake lever when wheel is removed as this will result in the brake pads coming too far out of the brake caliper.

- Place a 4 mm thick wooden piece or cardboard sheet between the brake pads to avoid pads activation in the event the front brake lever is accidentally pressed.

FRONT WHEEL REASSEMBLY

- Remove the wooden piece / card board sheet placed between the brake pads.
- Place the wheel speed sensor in position.
- Ensure slot on hub and speedo sensor is matched correctly.



MINOR MAINTENANCE TIPS

- Insert the wheel along with wheel speed sensor and left spacer between the front fork ends ensuring the brake disc is located between the brake pads.
- Insert and tap the front wheel axle gently inside.
- Refit the washer and tighten the nut firmly.
- Tighten the pinch bolt on the right fork guide.
- Rotate the wheel and check for smooth rotation.
- Ensure wheel speed sensor wire coupler is being connected to cluster unit and then check for proper working of speedo meter.
- Press brake lever 2 or 3 times to check front brake efficiency.



REAR WHEEL REMOVAL

- Place the motorcycle on center stand on a firm and flat surface.
- Observe and mark the alignment index marks in the both sides of swing arm.
- Remove axle nut on the right side.
- Remove wheel spindle from left side along with wheel collar and left side spacer.
- Remove the caliper assembly by pulling out from the swing arm slot.
- Remove the distance collar.
- Tilt the motorcycle towards right side and take out the rear wheel assembly conveniently.



CAUTION

Do not press the rear brake pedal when wheel is removed as this will result in the brake pads coming too far out of the brake caliper.

MINOR MAINTENANCE TIPS

- Place a 4 mm thick wooden piece or cardboard sheet between the brake pads to avoid pads activation in the event the rear brake pedal is accidentally pressed.

REAR WHEEL REASSEMBLY

- Ensure the four Cush rubbers are in position inside the rear wheel hub.
- Tilt motorcycle to right and insert wheel assembly between the swing arms.
- Position the rear wheel with cush rubber on the rear driven flange / adaptor.
- Fix the left side spacer in rear wheel hub.
- Remove the wooden piece / cardboard sheet placed between the brake pads.



- Insert the caliper assembly by pushing in the projection given inside the swing arm. Ensure the brake disc is located in between the brake pads.



- Align the caliper bracket, wheel and swing arm holes in-line and ensure distance collar is placed in hub dust seal.
- Insert and tap the rear wheel axle gently.




CAUTION

Do not force the spindle into the wheel as the threads may get damaged. Tap it through the wheel gently.

- Ensure the index marks alignments on both sides of the swing arm are in same position for proper wheel alignment.

MINOR MAINTENANCE TIPS



- Tighten the axle nut firmly.
- Ensure that swing arm end plate is seated properly and the chain adjuster nuts are correctly tight-ened and Locked.




WARNING

Ensure the motorcycle do not come out of center stand while dismantling and assembling the wheel assembly.

ADJUSTMENTS - CLUTCH LEVER FREE PLAY

Clutch Lever (free play 2 - 3 mm)

- Loosen the cable outer lock nut (A).
- Turn the Nut (B) Clockwise to reduce the play or Anticlockwise to increase the free play.
- Check free play 2 to 3 mm at Clutch lever pivot on handle bar end.
- Tighten lock nut (A) after adjustment is done.



MINOR MAINTENANCE TIPS

DRIVE CHAIN TENSION (Free Play 20-25mm)

- Place motor-cycle on its center stand on a firm & flat surface.
 - Shift the gear into the neutral position
 - Measure the drive chain free play as shown. The drive chain free play is 20 to 25 mm
1. If the drive chain free play is incorrect adjust as follows:
 - a. Loosen the axle nut of the rear wheel axle.
 - b. Loosen the QD sprocket spindle nut.
 - c. Loosen the locknut at both end of the swing arm.
 - d. To reduce the free play, turn the drive chain slack adjusting nut in clockwise direction.



- e. To increase the free play, turn the drive chain slack adjusting nut in anticlockwise direction and push the rear wheel forward.
- f. Later adjust the nut on left side by matching the index mark with respect to right side index.
- g. Ensure that both the sides are in same index marks.
- h. Finally torque the spindle and axle nuts to 7 kgm.
- i. Tighten the adjuster locknut by 13mm spanner against chain slack adjusting nut.



WARNING

Chain slackness beyond 30mm will lead to chain slippage.

Maintain drive chain slackness within the specified limits at every 1000 kms interval.

Please Check the front and rear wheels are correctly aligned, after the chain adjustment.

MINOR MAINTENANCE TIPS

BATTERY & MAINTENANCE

- The Motorcycle is provided with 12V - 14 AH battery.
- The battery must be periodically checked for
 - Cleanliness and corrosion free terminals.
 - Electrolyte level.
 - If electrolyte level is low, top up with distilled water only.



NOTE

The poor contact or loose fitment of Battery terminals may cause ECU failure.

REMOVAL OF BATTERY FROM THE MOTORCYCLE

- Unlock (turn the key clockwise) and remove the Left side panel.



- Disconnect both the terminal wires (negative first and positive next respectively).
- Remove the battery carrier bracket by loosening the two screws.
- Take out the battery.



WARNING

Always disconnect the negative (-) battery cable first and then the Red positive (+) cable while removing the battery connections.

NOTE

For checking the battery voltage and electrolyte specific gravity, contact Royal Enfield Authorised Dealer / Service Center or battery service center.

MINOR MAINTENANCE TIPS

CAUTION

- Do not use battery with low electrolyte level as the battery internal cells will get damaged.
- Do not overfill the battery electrolyte level as it will spill out through the overflow pipe and cause corrosion to motorcycle parts.
- Use only distilled water meant for use in batteries to avoid damage to battery.

REASSEMBLY OF BATTERY ON MOTORCYCLE

- Position the battery in the battery carrier such that negative terminal of the battery is towards the fuel pump side.
- Ensure ignition switch is in "OFF" condition.



- Connect the positive terminal (Red wire) first
- Connect the negative terminal (Black wire) next.
- Smear the terminals with petroleum jelly. (Do not use grease in the battery terminals).
- Place the terminal boot / cap properly.
- Refit the carrier bracket.
- Refit left side panel & lock it.

NOTE

Clean the wire terminals free of corrosion and keep the terminals coated with petroleum jelly.

CAUTION


Keep the +ve and -ve cables firmly connected to the respective battery terminals. Failure to do so may result in damage to the motorcycle electrical system.

MINOR MAINTENANCE TIPS

CHANGING ELECTRICAL COMPONENTS

HEADLAMP BULB REPLACEMENT

- Loosen the rim holding screw on top and take out the head lamp dome.
- Disconnect electrical connections.
- Thumb push and remove the bulb holding clamp gently.
- Remove the bulb.



- Position new bulb inside the reflector such that the three projections on the bulb align with the slot on the reflector.
- Refix the bulb holding clamp.
- Connect the Electrical connections.
- Position head lamp dome onto the head lamp shell and tighten the mounting screw on top.



NOTE

Never touch the bulb with your fingers. Finger prints will etch the glass and decrease bulb life.
Always hold the bulb with paper or clean dry cloth during handling as shown in fig.



MINOR MAINTENANCE TIPS

TAIL LAMP BULB

- Unlock the battery cover.



- Remove the seat assembly by pulling seat lock cable.



- Remove the tail light glass by unscrewing its mounting screw.



- Hold the bulb, press inside and rotate anticlockwise to remove the tail light bulb from its holder.



- Replace the bulb 12V 21 / 5W.



- Assemble back the tail light in the reverse order of dismantling process.

MINOR MAINTENANCE TIPS

TRAFFICATOR BULB REPLACEMENT

- Remove the screw from the trafficator housing back side.
- Open the Indicator housing.
- Take out the bulb holder with help of is screw driver.
- Take out the bulb and replace the same.



- Refit the holder fitting its lock in proper position.



- Fix the rubber gasket cover.




- Assemble back the indicator housing cover.



MINOR MAINTENANCE TIPS

FUSE & CARRIER



WARNING

Electronic Control Unit (ECU) may fail due to loose electrical connections, loose battery terminals etc. Hence, it is very important to keep all the Electrical connections intact.

MINOR MAINTENANCE TIPS

MINI BLADE FUSE USAGE LIST

| Fuse ID Number | Colour | Rating | Remarks |
|----------------|--------|--------|---------------------------|
| 1 | White | 25 A | Charging Fuse |
| 2 | White | 25 A | Main Fuse |
| 3 | Blue | 15 A | Ignition Fuse-EFI |
| 4 | Red | 10 A | Signalling Fuse |
| 5 | Red | 10 A | Horn Fuse |
| 6 | Blue | 15 A | Lighting Fuse (Head Lamp) |
| 7 | Red | 10 A | Spare Fuse |
| 8 | Blue | 15 A | Spare Fuse |
| 9 | White | 25 A | Spare Fuse |



WARNING

Please get the electrical system of your Motorcycle checked thoroughly and get the faults corrected immediately after experiencing any fuse failure. Not doing this can result in to repeated fuse failures.

Usage of fuses other than specified rating will damage the complete electrical system.

MINOR MAINTENANCE TIPS

AIR FILTER PAPER ELEMENT

CLEAN AND REFIX : EVERY 3000 KMS

- Remove the screw from the side cover bottom side and then take out right side cover.



- Remove the air filter cover screws and then takeout air filter box cover.



- Takeout air filter paper element and check for dirt. Gently tap it as shown in fig and fix it back.



NOTE

It is adviceable to replace air filter paper element once in 10,000 KMS. In case of motorcycle running in dusty / mud road condition it may be replaced as earlier as required.

Usage of high pressure compressed air is not recommended to clean air filter paper element.

Fitment of air filter paper element is reverse order of removal process.

LONG TRIP PRECAUTIONS

Checks prior to the commencement of long journey

- Service the motorcycle at a Royal Enfield Authorised Dealer / Service Center.
- Ensure sufficient quantity of petrol in the fuel tank for the journey planned.
- Check and correct tyre pressure if necessary.

Checks after every 1500 kms of run

- Any loose fasteners.
- Condition of the tyres.
- Electrolyte level in the battery..
- Correct oil level in engine.
- Working of all lights and horn.
- Proper drive chain tension.

Items to be carried

- Tool kit
- First aid kit.
- Bulbs for Headlight, Trafficator light and mini Blade Fuses (10 & 15 Amps).
- Accelerator and Clutch cable.
- Rear chain master link lock assembly.
- Insulation tape.
- Spark plug, Spark plug cap, Fuel hose.
- Spare tubes

WASHING PROCEDURE

PRECAUTIONS

- Wash motorcycle when the engine is cold.
- Cover the silencer, tail pipe, horn and control switches with suitable plastic bags and tie it firmly to prevent water entry.
- Remove ignition key and seal key hole using adhesive tape.
- Do not remove right side cover (panel) while washing to avoid water entry into air filter box assembly.
- Brush engine area with a solvent to remove dirt or grease.
- Use low pressure jet of water to clean.
- Never spray water with great force on head lamp, Meter/cluster unit, flasher lights, front and rear wheel hubs, electrical connections and wires, control cables, EFI components, spark plug, battery air filter cover etc.
- Do not apply any corrosive solvent on painted surfaces or rubber parts.



- Use luke warm water and mild detergent on the painted components to remove dirt, etc.
- Rinse motorcycle thoroughly with plain water to remove the detergent.
- If possible, use compressed air and blow off water particles from the obscure areas of the motorcycle, electrical connections etc.

AFTER WASHING

- Ensure, the motorcycle is thoroughly dry by wiping with a clean soft absorbent cloth or chamois leather.
- Remove all plastic bags and adhesive tapes.
- Lubricate control cables, pivots for footrest, side stand, center stand, brake and gear shifter linkages, rear chain etc. with lube oil.
- Polish the painted and plated surfaces using polishing wax.
- Start engine and allow to run at idling speed for a few minutes to warm up engine.
- Drive the motorcycle slowly, applying both brakes intermittently to dry up the water in the brake pads.

STORAGE PRECAUTIONS

Incase your Motorcycle is not going to be used for a month or more, the following precautions should be taken.

- Get the motorcycle service through a Royal Enfield Authorised Dealer / Service Center.
- Drain fuel tank and fuel line.
- Keep the fuel tap in closed position and spray engine oil inside the fuel tank to prevent rusting.
- Remove spark plug. Pour in about 25ml of clean engine oil through spark plug hole. Close the hole and crank engine several times and refit spark plug.
- Clean rear chain thoroughly and apply a thin film of lub oil.
- Remove battery from the motorcycle. Clean the terminals free of corrosion and apply petroleum jelly to terminals.
- Maintain electrolyte level between "max" or "min" mark, by adding distilled water and wipe the battery dry.
- Store the battery in a cool, dry and well ventilated place.
- Cover the silencer with plastic bags to prevent moisture entry. Set the motorcycle on its center stand.
- Apply anti rust solutions on all plated parts. Take care not to apply this solution on rubber or painted parts.
- Store motorcycle in a clean covered area free - of moisture and dust.
- For re-use after storage, it is preferable to get the motorcycle prepared through a Royal Enfield Authorised Dealer / Service Center to ensure the motorcycle is restored to its peak operating conditions.

TROUBLE SHOOTING

We have listed below a few basic checks in case your motorcycle is not functioning. If in case the problem is not rectified after these checks, it is necessary to get the motorcycle checked by a Royal Enfield Authorised Dealer/Service Center to rectify the problem and to ensure trouble free performance.

| Symptom | Observations | Check for / Remedy |
|---|---|--|
| Engine Does not start | 1. Ignition/Engine stop switch is in 'OFF' position | Switch 'ON' Ignition / Engine stop switch |
| | 2. Very low / No fuel in the fuel tank. | Check Fuel level / fuel meter and fill fuel |
| | 3. Lights / horn very dim | Weak/Discharged battery. Replace Battery |
| | 4. Electricals not working | 1. Battery completely dead. Replace battery 2. Fuse Blown. Replace appropriate fuse. Note: If fuse blows again, contact Authorised Service Center. |
| | 5. Engine Cranking but not starting | Spark plug Cap/wire disconnected. Reconnect. Check if gear is engaged and the sidestand is down. If the ambient Temperature is low use Bistarter. |
| | 6. MIL glowing continuously | Contact Authorised Service Center |
| Engine Starts BUT shuts off immediately | 1. Engine shuts off as soon as throttle is closed. | Idling RPM set too low / setting disturbed. Contact Authorised Service Center for resetting the Idling RPM. |
| | 2. Engine Starts but Shuts of immediately | Check if the MIL Lamp is glowing; If yes, Contact Authorised Service Center. |
| Engine Misfires & Runs Erratically/Stops | 1. Motorcycle driven in Low gear / High RPM Crowded places for long time. | Excessive Engine temperature. Switch OFF Engine and allow to cool down. |
| | 2. Engine misfires and runs erratically | Check if the MIL Lamp is glowing; If yes, Contact Authorised Service Center. |
| Poor Pickup | 1. Engine RPM raises improporionately to motorcycles speed | Clutch is Slipping. Check for sticky clutch/ clutch not having any free play. |
| | 2. Rear Chain excessively loose causing chain to slip on Sprocket. | Adjust Rear chain to correct tension. |
| | 3. Poor pickup | Check if the MIL Lamp is glowing; If yes, Contact Authorised Service Center. |

WARRANTY TERMS & CONDITIONS

Royal Enfield Motorcycles are manufactured by following best Quality practices in respect of the material and workmanship.

Royal Enfield (RE) warrants its motorcycle to be free from manufacturing and material defect under normal use subject to following conditions.

1. RE will replace or repair defective part(s) at their Dealerships and Authorised Service Center, free of charge within a period of 2 years / 30,000 kms from the date of sale, whichever is earlier.
2. In order to avail warranty benefits by second or subsequent owner, the second/subsequent owner should inform the nearest Royal Enfield Service Center about the purchase of the bike and shall fill in the requisite details in the form as requested by Royal Enfield.
3. The warranty shall be applicable only if all the 4 free services & 5 paid services are availed in the respective period/kilometer ranges as per the schedule in the owner's manual from RE Authorised Dealer / Service Center.
4. During the warranty period, RE's obligations shall be limited to repairing/replacing part(s) of the motorcycle for free, only if the part(s), on examination is deemed to have a manufacturing defect. Defective part(s) which have been replaced will become the sole property of RE.
5. Cost of oil, oil filter and fuel are chargeable to the customer.
6. Claims on proprietary items like tyres, tubes, spark plug, battery etc. should be taken up with the respective manufacturer or their authorised agents in the area directly by the customer. RE shall not be liable in any manner to replace them through their dealers. RE will, however, provide assistance in preferring such claims on the respective manufacturer.
7. Warranty shall not apply to:
 - (a) Normal ageing, deterioration or rusting of plated parts, paints coat, rubber parts, soft items, glass items, plastic parts etc.

WARRANTY TERMS & CONDITIONS

- (b) Components like fuel filter, oil filter, Air filter paper element, control cables, brake shoes / brake pads, clutch plates, drive chain & sprocket kit, Steering ball races, Electrical equipment, wiring harness etc., which are subjected to normal wear and tear.
 - (c) Failures occurred due to use of non recommended grade lubricants, fuel or improper level.
 - (d) Damages due to use of non-genuine parts, lack of proper maintenance, incorrect riding habits.
 - (e) Parts damaged due to accidents, collision, abuse etc.
 - (f) Irregularities not recognised as affecting the quality or function of the motorcycle such as slight vibration, oil leakage, blue discoloration of exhaust bent pipe/silencer/soft or hard shockabsorber etc.
 - (g) Defects arising from fitment of unauthorised or additional electrical loads.
 - (h) Motorcycle serviced or repaired at unauthorised service centers.
 - (i) Motorcycle used for competitions / racing / Stage Rallying etc.
 - (j) Electrical component like bulbs, fuses etc. and electronic components failure due to repairs by arc welding.
 - (k) Normal maintenance operations like adjustment of brakes, cleaning fuel system, engine tune-up and other such adjustments.
 - (l) Oxidization of buffed/painted/powder coated items etc.
8. RE reserves the right to finally decide on all warranty claims.
9. RE reserves the right to make changes in design of the motorcycle without any obligation to install these changes on previously supplied motorcycles.

EMISSION WARRANTY

In compliance with the provisions of Rule 115(2) of the Central Motor Motorcycle Rules, 1989, Royal Enfield certifies that the following warranty is applicable to those components liable to affect the emission of the gaseous pollutants in its range of motorcycles, in normal use to which it may be subjected to.

This emission warranty comes into force from 01st July 2001 and is valid for a period of 30,000 Kms. or 36 months, whichever occurs earlier, from the date of sale to the first customer and is in addition to and parallel to the warranty policy, conditions and obligations laid down in the Owner's Manual.

Royal Enfield further warrants that if on examination by its Authorised Dealer / Service Center, the motorcycle fails to meet the specified emission standards, then the Authorised Dealer / Service Center shall take necessary corrective measures and shall at its sole discretion, repair or replace free of charge such components of the emission control system to meet the required emission standards.

The method/s of examination to determine the warranty conditions of the emission warranty related components will be at the sole discretion of Royal Enfield and / or our Authorised Dealer / Service Center and results of such examination will be final and binding. If on examination the warranty conditions of the part/s is/are not established, Royal Enfield will have the right to charge all, or part of the cost of such examination to the customer in addition to the cost of the components.

In case of acceptance of the component/s under Emission warranty, Royal Enfield will replace free of charge, the component/s as required. However, the consumables like fuel, lubricants, solvents, etc shall be chargeable to the customer as per actuals.

In case any of the components covered under emission warranty or the associated parts, are not independently replaceable. Royal Enfield will have the sole discretion to replace either the entire assembly or parts of the assembly, through suitable repairs.

Royal Enfield reserves the right to carry out necessary consequential repairs to the motorcycle or replace any part, in addition to the repair or replacement of the components covered under emission warranty, to establish compliance to in-use emission standards. Such repairs / replacements will be chargeable to the customer.

All parts removed for replacement under warranty will become the property of Royal Enfield.

Royal Enfield will not be responsible for the cost of transportation of the motorcycle to the nearest Authorised Dealer / Service Center OR for any loss due to non availability of the motorcycle during the period of examination and repairs by Royal Enfield and / or their Authorised Dealer / Service Center.

EMISSION WARRANTY

Royal Enfield will not be responsible for any penalties that may be charged by statutory authorities on account of failure to comply with the in-use emission standards.

That cost/s incurred to check emission of the motorcycle will have to be borne by the customer.

Emission warranty will be applicable irrespective of the change of ownership of the motorcycle provided all the conditions as laid down in this document are met from the date of original sale of the motorcycle.

THE WARRANTY SHALL APPLY IF THE CUSTOMER

- Observes all the important instructions and any other precautions listed in the owner's manual.
- Under all circumstances uses lubricants and fuel as recommended by Royal Enfield.
- Regularly obtains and carries out maintenance in accordance with Royal Enfield guidelines and enters the details in the Log book.
- Immediately approaches the nearest RE Authorised Dealer / Service Center upon discovery of failure to comply with the IN-USE emission standard inspite of having maintained and used the motorcycle in accordance with the instructions in the owner's manual and having carried out such repairs and adjustments as may be required with a view to establish such compliance.
- Produces the 'Pollution Under Control' certificate valid for the period immediately preceding the test during which the failure is discovered, the test having been carried out either for obtaining a new certificate or pursuant upon being directed by an officer as referred to in sub rule (2) of rule 116 of the Central Motor Motorcycles Rules (CMVR).
- Produces the owner's manual and Log book for verification details.
- Produces receipts covering maintenance of the motorcycle as specified in the owner's manual from the date of original purchase of the motorcycle.
- Produces valid certificate of Insurance and R T O Registration Certificate (R.C. Book).

THE EMISSION WARRANTY SHALL NOT APPLY IF

- A valid "Pollution under control" certificate is not produced.
- The motorcycle is not serviced by RE Authorised Dealer/Service Center as per the service schedule described in the maintenance chart.
- The motorcycle has been subjected to abnormal use, abuse, neglect and improper maintenance or has met with an accident.

EMISSION WARRANTY

- Replacement parts not specified and approved by Royal Enfield have been used.
- The motorcycle, or parts thereof, has been altered, tampered with or modified or replaced in an unauthorised manner.
- The odometer is not functioning or the odometer and / or its reading has been changed / tampered with, so that the actual distance covered cannot be readily determined.
- The motorcycle has been used for competitions, races, and rallies or for the purpose of establishing records.
- On examination by Royal Enfield or its Authorised Dealer / Service Center, if the motorcycle shows that any of the conditions stipulated in the Owner's manual with regard to use and maintenance have been violated.
- The motorcycle has been run on adulterated / leaded fuel or lubricant other than those specified by Royal Enfield in the Owner's manual or any other document given to the customer at the time of sale of the motorcycle.
- The emission related components are tampered with.
- All service and parts related bills and vouchers incurred during the tenure of the emission warranty is not produced.
- All maintenance activities carried out on the motorcycle during the tenure of the emission warranty is not entered in the log book.

TIPS TO BE ON THE RIGHT SIDE OF LAW

- Always get your motorcycle checked to meet the emission regulations through an authorised emission checking center.
- Always carry a valid 'Pollution Under Control' certificate with you at all times during the validity of the emission warranty (30,000 Kms / 3 years from the date of first sale)

TIPS TO REDUCE POLLUTION

- Ensure that the periodical maintenance is carried out as stipulated in the owner's manual through a Royal Enfield Authorised Dealer / Service Center.
- Use only Unleaded petrol (> 87 octane) from reputed fuel pumps.
- Ensure the fuel used is not adulterated.
- Use correct spark plug as recommended in the owner's manual.
- Use lubricants as per recommendations given on grade / brand in the owner's manual.

EVAPORATIVE EMISSION CONTROL SYSTEM WARRANTY

The following warranty applies to the evaporative emission control system.

Royal Enfield Motors warrants the first owner and each subsequent owner, that this motorcycle is designed and built so as to conform, at the time of sale, with applicable regulations specified by the evaporative emission control system related parts fitted to this motorcycle are free from defects in materials and workmanship which may cause this motorcycle not to meet applicable regulations period of 24 Months from the date of first use of the motorcycle.

The Warranty period shall begin either on the date the motorcycle is delivered to the first retail purchaser OR from the first date the motorcycle is used as a demonstrator OR as a display and/or trial motorcycle.

THE FOLLOWING ARE NOT COVERED BY THE EVAPORATIVE EMISSION CONTROL SYSTEM WARRANTY:

1. Failures which may arise as a result of misuse, alterations, accidents OR non performance of routine maintenance, as specified in the Owner's Manual.
2. Replacing OR removing OR modifying any portion of the EVAPORATIVE EMISSION CONTROL SYSTEM (consisting of Fuel tank, fuel tank cap, Canister, purge valve, throttle body, vapor hoses, fuel hoses and hose connectors) with parts not certified to be genuine.

EVAPORATIVE EMISSION CONTROL SYSTEM WARRANTY

3. Loss of time, inconvenience, loss of motorcycle use or any other consequential loss or damages.
4. Any motorcycle in which the Odometer has been tampered with, OR the Speedo cable has been disconnected for any reason OR is broken and not replaced immediately, due to which the exact distance covered cannot be determined.
5. Normal ageing of parts such as fuel hoses, vapor hoses, gaskets & rubber components.

RECOMMENDATIONS FOR REQUIRED MAINTENANCE:

IT IS RECOMMENDED THAT THE ROUTINE MAINTENANCE OF THE MOTORCYCLE BE CARRIED OUT AT SPECIFIED INTERVALS AND ANY MAINTENANCE TO THE EVAPORATIVE EMISSION CONTROL SYSTEMS SHOULD BE PERFORMED ONLY BY AN AUTHORISED ROYAL ENFIELD SERVICE DEALER AND USING ONLY GENUINE ROYAL ENFIELD SPARE PARTS.

SERVICE COUPONS

It is our endeavour to provide excellent service to your Royal Enfield Motorcycle at all times. Towards this we provide initial 4 free services & 5 paid services at specific intervals.

Please avail these services at the specified time, in any of the Royal Enfield Authorised Dealer / Service Center nearest to you and as a token of satisfactory service, kindly return the service coupons duly filled in and signed, to the service outlet.

Availing all the services in the specified time is a prerequisite to warranty consideration.

The cost of fuel, oil, oil filter element, grease and consumables used during services is chargeable to the customer.

Please ensure the details of the periodic service is filled in the manual for future reference.

1ST FREE SERVICE

**1st
Free
Service**
500 Kms
or
45+8 days
whichever is
earlier from the
~~date of sale~~
Enter the Details in
Free Service
Record
(Cost of oil,
oil filter element
and other
consumables
used are
chargeable to
the customer)

**1st
Free
Service**
500 Kms
or
45+8 days
whichever is
earlier from the
~~date of sale~~
Enter the Details in
Free Service
Record
(Cost of oil,
oil filter element
and other
consumables
used are
chargeable to
the customer)

**1st
Free
Service**
500 Kms
or
45+8 days
whichever is
earlier from the
~~date of sale~~
Enter the Details in
Free Service
Record
(Cost of oil,
oil filter element
and other
consumables
used are
chargeable to
the customer)

**1st
Free
Service**
500 Kms
or
45+8 days
whichever is
earlier from the
~~date of sale~~
Enter the Details in
Free Service
Record
(Cost of oil,
oil filter element
and other
consumables
used are
chargeable to
the customer)

[illegible][illegible][illegible][illegible][illegible][illegible]

| 500 KMS or 45+8 DAYS WHICHEVER IS EARLIER FROM DATE OF SALE | |
|--|---|
| Customer Name : _____ | Dealer Code : <table border="1" style="display: inline-table; width: 100px; height: 20px;"></table> |
| Address : | |
| Frame No: <table border="1" style="display: inline-table; width: 150px; height: 20px;"></table> Engine No: <table border="1" style="display: inline-table; width: 150px; height: 20px;"></table> Motorcycle Installation Form No. <table border="1" style="display: inline-table; width: 150px; height: 20px;"></table> ODO Reading : <table border="1" style="display: inline-table; width: 100px; height: 20px;"></table> | Regn. No: <table border="1" style="display: inline-table; width: 150px; height: 20px;"></table> Sale Date: <table border="1" style="display: inline-table; width: 100px; height: 20px;"></table> Serviced Date: <table border="1" style="display: inline-table; width: 100px; height: 20px;"></table> Serviced by (Dealer's/ASC Name & Address) |
| Sold by (Dealer's Name & Address) | |

Received the above motorcycle after the service having been done to my entire satisfaction.

| | |
|---|--|
| Customer's Signature : | Date : <table border="1" style="display: inline-table; width: 100px; height: 20px;"></table> |
| Contact Phone / Mobile No.: <table border="1" style="display: inline-table; width: 150px; height: 20px;"></table> | |

| 500 KMS or 45+8 DAYS WHICHEVER IS EARLIER FROM DATE OF SALE | |
|--|--|
| Customer Name : _____ | Dealer Code : <table border="1" style="display: inline-table; width: 100px; height: 25px;"></table> |
| Address : | |
| Frame No: <table border="1" style="display: inline-table; width: 200px; height: 25px;"></table> Engine No: <table border="1" style="display: inline-table; width: 200px; height: 25px;"></table> Motorcycle Installation Form No. <table border="1" style="display: inline-table; width: 150px; height: 25px;"></table> ODO Reading : <table border="1" style="display: inline-table; width: 100px; height: 25px;"></table> | Regn. No: <table border="1" style="display: inline-table; width: 150px; height: 25px;"></table> Sale Date: <table border="1" style="display: inline-table; width: 100px; height: 25px;"></table> Serviced Date: <table border="1" style="display: inline-table; width: 100px; height: 25px;"></table> Serviced by (Dealer's/ASC Name & Address) |
| Sold by (Dealer's Name & Address) | |

Received the above motorcycle after the service having been done to my entire satisfaction.

| | |
|---|--|
| Customer's Signature : | Date : <table border="1" style="display: inline-table; width: 100px; height: 25px;"></table> |
| Contact Phone / Mobile No.: <table border="1" style="display: inline-table; width: 200px; height: 25px;"></table> | |

[illegible][illegible][illegible]

| 500 KMS or 45+8 DAYS WHICHEVER IS EARLIER FROM DATE OF SALE | |
|---|---|
| Customer Name : _____ | Dealer Code : <table border="1" style="display: inline-table; width: 100px; height: 20px;"></table> |
| Address : | |
| Frame No: <table border="1" style="display: inline-table; width: 200px; height: 20px;"></table> Engine No: <table border="1" style="display: inline-table; width: 200px; height: 20px;"></table> Motorcycle Installation Form No. <table border="1" style="display: inline-table; width: 150px; height: 20px;"></table> ODO Reading : <table border="1" style="display: inline-table; width: 100px; height: 20px;"></table> <hr/> Sold by (Dealer's Name & Address) | Regn. No: <table border="1" style="display: inline-table; width: 150px; height: 20px;"></table> Sale Date: <table border="1" style="display: inline-table; width: 100px; height: 20px;"></table> Serviced Date: <table border="1" style="display: inline-table; width: 100px; height: 20px;"></table> Serviced by (Dealer's/ASC Name & Address) |

Received the above motorcycle after the service having been done to my entire satisfaction.

Customer's Signature : Date :

Contact Phone / Mobile No.:

[illegible][illegible][illegible][illegible]

1ST FREE SERVICE ACTIVITIES

| | | |
|----|---|------------------------------------|
| 1 | Water wash the motorcycle and dry it with a clean cloth | |
| 2 | Battery Electrolyte | Check level & top-up, if necessary |
| 3 | Battery terminals | Clean and apply petroleum jelly |
| 4 | Rear Drive chain free play | Check, clean, lubricate & adjust |
| 5 | Rear brake pedal pivot & free play | Lubricate, Adjust if necessary |
| 6 | Front & Rear disc brakes | Check & top up brake fluid level |
| 7 | Front / Rear brake hose & Banjo Bolt | Inspect |
| 8 | Wheel rim front & rear | Check spokes tightness / run out |
| 9 | Front fork | Inspect for oil leakage |
| 10 | Air filter element | Clean |
| 11 | Spark plug (M14) | Check, clean & adjust gap |
| 12 | H.T. Lead | Inspect for cracks |
| 13 | Fuel filter in fuel pump | Clean |
| 14 | Fuel pump (under tank) mounting | Check mounting screws/Leak |
| 15 | Fuel hose | Inspect for cracks |
| 16 | Rubber hose, Air filter to throttle body | Inspect for cracks |
| 17 | Rubber hose, Inlet manifold / Adaptor | Inspect for cracks |
| 18 | Rubber hose, Evaporative Emission Equipment | Inspect for Cracks |
| 19 | Accelerator & Throttle pulley cables free play | Adjust play |
| 20 | Clutch cable / Lever free play | Adjust play |
| 21 | Engine oil sump strainer, magnetic drain plug | Clean |
| 22 | Engine oil & oil filter paper element | Replace |
| 23 | Hand levers & kick starter pivot | Lubricate |
| 24 | PAV pipes & hose clip | Inspect |
| 25 | Tyres front & rear | Check wear pattern |
| 26 | Steering system | Inspect & adjust play if necessary |
| 27 | Pivot-Side Stand, Center Stand, Rider & pillion foot rest | Lubricate |

CUSTOMER COPY

Job Card No:

| | | | | | |
|--|--|--|--|--|--|
| | | | | | |
|--|--|--|--|--|--|

Date :

| | | | | | |
|--|--|--|--|--|--|
| | | | | | |
|--|--|--|--|--|--|

Odo Reading :

| | | | | | |
|--|--|--|--|--|--|
| | | | | | |
|--|--|--|--|--|--|

Name of Dealer/
ASC with Code:

.....

.....

ASC / Dealer's
Stamp & Signature

2ND FREE SERVICE ACTIVITIES

| | | |
|----|---|------------------------------------|
| 1 | Water wash the motorcycle and dry it with a clean cloth | |
| 2 | Battery Electrolyte | Check level & top-up, if necessary |
| 3 | Battery terminals | Clean and apply petroleum jelly |
| 4 | Rear Drive chain free play | Check, clean, lubricate & adjust |
| 5 | Rear brake pedal pivot & free play | Lubricate, Adjust if necessary |
| 6 | Front & Rear disc brakes | Check & top up brake fluid level |
| 7 | Front / Rear brake hose & Banjo Bolt | Inspect |
| 8 | Front fork | Inspect for oil leakage |
| 9 | Air filter element | Clean |
| 10 | Spark plug (M14) | Check, clean & adjust gap |
| 11 | H.T. Lead | Inspect for cracks |
| 12 | Fuel pump (under tank) mounting | Check mounting screws/Leak |
| 13 | Fuel hose | Inspect for cracks |
| 14 | Rubber hose, Air filter to throttle body | Inspect for cracks |
| 15 | Rubber hose, Inlet manifold / Adaptor | Inspect for cracks |
| 16 | Rubber hose, Evaporative Emission Equipment | Inspect for Cracks |
| 17 | Accelerator & Throttle pulley cables free play | Adjust play |
| 18 | Clutch cable/ Lever free play | Adjust play |
| 19 | Engine oil | Check level & top up |
| 20 | Hand levers & kick starter pivot | Lubricate |
| 21 | Steering free play | Check & Adjust |
| 22 | PAV pipes & hose clip | Inspect |
| 23 | Tyres front & rear | Check wear pattern |
| 24 | Pivot-Side Stand, Center Stand, Rider & pillion foot rest | Lubricate |
| 25 | Vent Pipe under air filter box | Inspect & clean |

CUSTOMER COPY

Job Card No:

| | | | | | |
|--|--|--|--|--|--|
| | | | | | |
|--|--|--|--|--|--|

Date :

| | | | | | |
|--|--|--|--|--|--|
| | | | | | |
|--|--|--|--|--|--|

Odo Reading :

| | | | | | |
|--|--|--|--|--|--|
| | | | | | |
|--|--|--|--|--|--|

Name of Dealer/
ASC with Code:

.....

.....

ASC / Dealer's
Stamp & Signature

3RD FREE SERVICE ACTIVITIES

| | | |
|----|---|--|
| 1 | Water wash the motorcycle and dry it with a clean cloth | |
| 2 | Battery Electrolyte | Check level & top-up, if necessary |
| 3 | Battery terminals | Clean and apply petroleum jelly |
| 4 | Rear Drive chain free play | Check, clean, lubricate & adjust |
| 5 | Rear brake pedal pivot & free play | Lubricate, Adjust if necessary |
| 6 | Front & Rear disc brakes | Check & top up brake fluid level |
| 7 | Front / Rear brake hose & Banjo Bolt | Inspect |
| 8 | Wheel rim front & rear | Check spokes tightness / run out |
| 9 | Tyre front & rear | Check wear pattern |
| 10 | Air filter element | Clean |
| 11 | Spark plug (M14) | Check, clean & adjust gap |
| 12 | H.T. Lead | Inspect for cracks |
| 13 | Fuel pump (under tank) mounting | Check mounting screws/Leak |
| 14 | Fuel hose | Inspect for cracks |
| 15 | Rubber hose, Air filter to throttle body | Inspect for cracks |
| 16 | Rubber hose, Inlet manifold / Adaptor | Inspect for cracks |
| 17 | Rubber hose, Evaporative Emission Equipment | Inspect for Cracks |
| 18 | Throttle body / Injector - Cleaning Spray* | Clean by carbo spray* |
| 19 | Accelerator & Throttle pulley cables free play | Check & adjust play |
| 20 | Clutch cable / Lever free play | Adjust play |
| 21 | Engine oil sump strainer, magnetic drain plug | Clean |
| 22 | Engine oil & oil filter paper element | Replace |
| 23 | Hand levers & kick starter pivot | Lubricate |
| 24 | Steering system | Check, Lub. steering balls & Adj. play |
| 25 | PAV pipes & hose clip | Inspect |
| 26 | Front fork | Inspect for oil leakage |
| 27 | Pivot-Side Stand, Center Stand, Rider & pillion foot rest | Lubricate |
| 28 | Vent Pipe under air filter box | Inspect & clean |

CUSTOMER COPY

Job Card No:

| | | | | | |
|--|--|--|--|--|--|
| | | | | | |
|--|--|--|--|--|--|

Date :

| | | | | | |
|--|--|--|--|--|--|
| | | | | | |
|--|--|--|--|--|--|

Odo Reading :

| | | | | | |
|--|--|--|--|--|--|
| | | | | | |
|--|--|--|--|--|--|

Name of Dealer/
ASC with Code:

.....

.....

ASC / Dealer's
Stamp & Signature

4TH FREE SERVICE

**4th
Free
Service**
9000 Kms
or
270+15 days
whichever is
earlier from the
~~date of sale~~

Enter the Details in
Free Service
Record

(Cost of oil,
oil filter element
and other
consumables
used are
chargeable to
the customer)

**4th
Free
Service**
9000 Kms
or
270+15 days
whichever is
earlier from the
~~date of sale~~

Enter the Details in
Free Service
Record

(Cost of oil,
oil filter element
and other
consumables
used are
chargeable to
the customer)

**4th
Free
Service**
9000 Kms
or
270+15 days
whichever is
earlier from the
~~date of sale~~

Enter the Details in
Free Service
Record

(Cost of oil,
oil filter element
and other
consumables
used are
chargeable to
the customer)

**4th
Free
Service**
9000 Kms
or
270+15 days
whichever is
earlier from the
~~date of sale~~

Enter the Details in
Free Service
Record

(Cost of oil,
oil filter element
and other
consumables
used are
chargeable to
the customer)

[illegible][illegible]

| 9000 KMS or 270+15 DAYS WHICHEVER IS EARLIER FROM DATE OF SALE | |
|---|---|
| Customer Name : _____ | Dealer Code : |
| Address : _____ | |
| Frame No: | Regn. No: |
| Engine No: | Sale Date: |
| Motorcycle Installation Form No. | Served Date: |
| ODO Reading : | Served by (Dealer's/ASC Name & Address) <div style="border: 1px solid black; height: 40px; margin-top: 5px;"></div> |
| Sold by (Dealer's Name & Address) <div style="border: 1px solid black; height: 60px; margin-top: 5px;"></div> | |

Received the above motorcycle after the service having been done to my entire satisfaction.

| | |
|---|---|
| Customer's Signature : | Date : |
| Contact Phone / Mobile No.: < | |

[illegible]

| 9000 KMS or 270+15 DAYS WHICHEVER IS EARLIER FROM DATE OF SALE | |
|---|---|
| Customer Name : _____ | Dealer Code : |
| Address : | |
| Frame No: | Regn. No: |
| Engine No: | Sale Date: |
| Motorcycle Installation Form No. | Served Date: |
| ODO Reading : | Served by (Dealer's/ASC Name & Address) |
| Sold by (Dealer's Name & Address) | |

Received the above motorcycle after the service having been done to my entire satisfaction.

| | |
|--|---|
| Customer's Signature : | Date : |
| Contact Phone / Mobile No.: | |

[illegible][illegible][illegible][illegible][illegible]

| 9000 KMS or 270+15 DAYS WHICHEVER IS EARLIER FROM DATE OF SALE | | | |
|--|--|--|--|
| Customer Name : _____ | Dealer Code : <table border="1" style="display: inline-table; width: 100px; height: 20px;"></table> | | |
| Address : | | | |
| Frame No: <table border="1" style="display: inline-table; width: 150px; height: 20px;"></table> Engine No: <table border="1" style="display: inline-table; width: 150px; height: 20px;"></table> Motorcycle Installation Form No. <table border="1" style="display: inline-table; width: 150px; height: 20px;"></table> ODO Reading : <table border="1" style="display: inline-table; width: 100px; height: 20px;"></table> | Regn. No: <table border="1" style="display: inline-table; width: 150px; height: 20px;"></table> Sale Date: <table border="1" style="display: inline-table; width: 100px; height: 20px;"></table> Serviced Date: <table border="1" style="display: inline-table; width: 100px; height: 20px;"></table> Serviced by (Dealer's/ASC Name & Address) | | |
| Sold by (Dealer's Name & Address) | | | |

Received the above motorcycle after the service having been done to my entire satisfaction.

| | |
|---|--|
| Customer's Signature : | Date : <table border="1" style="display: inline-table; width: 100px; height: 20px;"></table> |
| Contact Phone / Mobile No.: <table border="1" style="display: inline-table; width: 150px; height: 20px;"></table> | |

| 9000 KMS or 270+15 DAYS WHICHEVER IS EARLIER FROM DATE OF SALE | |
|--|---|
| Customer Name : _____ | Dealer Code : <div style="border: 1px solid black; width: 40px; height: 20px; display: inline-block;"></div> <div style="border: 1px solid black; width: 40px; height: 20px; display: inline-block;"></div> <div style="border: 1px solid black; width: 40px; height: 20px; display: inline-block;"></div> <div style="border: 1px solid black; width: 40px; height: 20px; display: inline-block;"></div> |
| Address : _____ | |
| Frame No: <div style="border: 1px solid black; width: 100px; height: 20px; display: inline-block;"></div> | Regn. No: <div style="border: 1px solid black; width: 100px; height: 20px; display: inline-block;"></div> |
| Engine No: <div style="border: 1px solid black; width: 100px; height: 20px; display: inline-block;"></div> | Sale Date: <div style="border: 1px solid black; width: 80px; height: 20px; display: inline-block;"></div> |
| Motorcycle Installation Form No. <div style="border: 1px solid black; width: 100px; height: 20px; display: inline-block;"></div> | Serviced Date: <div style="border: 1px solid black; width: 80px; height: 20px; display: inline-block;"></div> |
| ODO Reading : <div style="border: 1px solid black; width: 80px; height: 20px; display: inline-block;"></div> | Serviced by (Dealer's/ASC Name & Address) |
| Sold by (Dealer's Name & Address) | |

Received the above motorcycle after the service having been done to my entire satisfaction.

| | |
|---|---|
| Customer's Signature : | Date : <div style="border: 1px solid black; width: 80px; height: 20px; display: inline-block;"></div> |
| Contact Phone / Mobile No.: <div style="border: 1px solid black; width: 150px; height: 20px; display: inline-block;"></div> | |

[illegible][illegible][illegible][illegible]

| 9000 KMS or 270+15 DAYS WHICHEVER IS EARLIER FROM DATE OF SALE | |
|---|---|
| Customer Name : _____ | Dealer Code : |
| Address : _____ | |
| Frame No: | Regn. No: |
| Engine No: | Sale Date: |
| Motorcycle Installation Form No. | Served Date: |
| ODO Reading : | Served by (Dealer's/ASC Name & Address) <div style="border: 1px solid black; height: 40px; margin-top: 5px;"></div> |
| Sold by (Dealer's Name & Address) <div style="border: 1px solid black; height: 60px; margin-top: 5px;"></div> | |

Received the above motorcycle after the service having been done to my entire satisfaction.

| | |
|---|---|
| Customer's Signature : | Date : |
| Contact Phone / Mobile No.: < | |

4TH FREE SERVICE ACTIVITIES

| | | |
|----|---|------------------------------------|
| 1 | Water wash the motorcycle and dry it with a clean cloth | |
| 2 | Battery Electrolyte | Check level & top-up, if necessary |
| 3 | Battery terminals | Clean and apply petroleum jelly |
| 4 | Rear Drive chain free play | Check, clean, lubricate & adjust |
| 5 | Rear brake pedal pivot & free play | Lubricate, Adjust if necessary |
| 6 | Front & Rear disc brakes | Check & top up brake fluid level |
| 7 | Front / Rear brake hose & Banjo Bolt | Inspect |
| 8 | Front fork oil | Replace oil |
| 9 | Air filter element | Clean |
| 10 | Spark plug (M14) | Check, clean & adjust gap |
| 11 | H.T. Lead | Inspect for cracks |
| 12 | Fuel pump (under tank) mounting | Check mounting screws/Leak |
| 13 | Fuel hose | Inspect for cracks |
| 14 | Rubber hose, Air filter to throttle body | Inspect for cracks |
| 15 | Rubber hose, Inlet manifold / Adaptor | Inspect for cracks |
| 16 | Rubber hose, Evaporative Emission Equipment | Inspect for Cracks |
| 17 | Accelerator & Throttle pulley cables free play | Check & adjust play |
| 18 | Clutch cable / Lever free play | Adjust play |
| 19 | Engine oil | Check & top-up |
| 20 | Hand levers & kick starter pivot | Lubricate |
| 21 | Steering free play | Check & Adjust |
| 22 | Tyres front & rear | Check wear pattern |
| 23 | PAV pipes & hose clip | Inspect |
| 24 | Pivot-Side Stand, Center Stand, Rider & pillion foot rest | Lubricate |
| 25 | Vent Pipe under air filter box | Inspect & clean |

CUSTOMER COPY

Job Card No:

| | | | | | |
|--|--|--|--|--|--|
| | | | | | |
|--|--|--|--|--|--|

Date :

| | | | | | |
|--|--|--|--|--|--|
| | | | | | |
|--|--|--|--|--|--|

Odo Reading :

| | | | | | |
|--|--|--|--|--|--|
| | | | | | |
|--|--|--|--|--|--|

Name of Dealer/
ASC with Code:

.....

.....

ASC / Dealer's
Stamp & Signature

5TH PAID SERVICE ACTIVITIES

| | | |
|----|--|--|
| 1 | Water wash the motorcycle and dry it with a clean cloth | |
| 2 | Battery Electrolyte | Check level & top-up, if necessary |
| 3 | Battery terminals | Clean and apply petroleum jelly |
| 4 | Swing arm needle bearings and spindle | Lubricate |
| 5 | Rear wheel cush drive rubbers | Inspect & replace |
| 6 | Rear Drive chain free play | Check, clean, lubricate & adjust |
| 7 | Rear brake pedal pivot & free play | Lubricate, Adjust if necessary |
| 8 | Front & Rear brake | Check & top up brake fluid level |
| 9 | Wheel rim front & rear | Check spokes tightness / run out |
| 10 | Tyres front & rear | Check wear pattern |
| 11 | Front fork | Inspect for oil leakage |
| 12 | Air filter element | Replace |
| 13 | Spark plug (M14) | Check, clean & adjust gap |
| 14 | H.T. Lead | Inspect for cracks |
| 15 | Throttle body / Injector - Cleaning Spary* | Clean by carbo spray* |
| 16 | Fuel pump (under tank) mounting | Check mounting screws/Leak |
| 17 | Fuel hose | Check & Replace |
| 18 | Accelerator & Throttle pulley cables free play | Check & adjust play |
| 19 | Rubber hose, Air filter to throttle body | Check & Replace |
| 20 | Rubber hose, Inlet manifold / Adaptor | Check & Replace |
| 21 | Rubber hose, Evaporative Emission Equipment | Replace |
| 22 | Clutch cable/ Lever free play | Adjust play |
| 23 | PAV pipes & hose clip | Inspect |
| 24 | Engine oil sump strainer, magnetic drain plug | Clean |
| 25 | Engine oil & oil filter paper element | Replace |
| 26 | Hand levers & kick starter pivot | Lubricate |
| 27 | Steering System | Check, Lub. steering balls & adj. play |
| 28 | Vent Pipe under air filter box | Inspect & clean |
| 29 | Pivot-Side Stand, Center Stand, Rider & pillion foot rest | Lubricate |
| 30 | Earth wire eyelet Contact (Below fuel pump relay / ECU mtg.) | Inspect |

*Recommended - Carb Cleaner / Carclick or Fuel line Cleaner Spary (Wurth or ITW Chemin)

CUSTOMER COPY

Job Card No:

| | | | | | |
|--|--|--|--|--|--|
| | | | | | |
|--|--|--|--|--|--|

Date :

| | | | | | |
|--|--|--|--|--|--|
| | | | | | |
|--|--|--|--|--|--|

Odo Reading :

| | | | | | |
|--|--|--|--|--|--|
| | | | | | |
|--|--|--|--|--|--|

Name of Dealer/
ASC with Code:

.....

.....

ASC / Dealer's
Stamp & Signature

6TH PAID SERVICE

6th Paid Service

15,000 Kms
or
450+15 days
whichever is
earlier from the
~~date of sale~~

Enter the Details in
Paid Service
Record

(Cost of oil,
oil filter element
and other
consumables
used are
chargeable to
the customer)

15,000 KMS or 450+15 DAYS WHICHEVER IS EARLIER FROM DATE OF SALE

Customer Name : —

Dealer Code :

Address :

Frame No:

Engine No:

Motorcycle Installation Form No.

ODO Reading :

Sold by (Dealer's Name & Address)

Regn. No:

Sale Date:

Serviced Date:

Serviced by (Dealer's/ASC Name &
Address)

Received the above motorcycle after the service having been done to my entire satisfaction.

Customer's Signature :

Date :

Contact Phone / Mobile No.:

6TH PAID SERVICE ACTIVITIES

| | | |
|----|---|------------------------------------|
| 1 | Water wash the motorcycle and dry it with a clean cloth | |
| 2 | Battery Electrolyte | Check level & top-up, if necessary |
| 3 | Battery terminals | Clean and apply petroleum jelly |
| 4 | Rear Drive chain free play | Check, clean, lubricate & adjust |
| 5 | Rear brake pedal pivot & free play | Lubricate, Adjust if necessary |
| 6 | Front & Rear brake | Check & Replace brake fluid |
| 7 | Front fork | Inspect for oil leakage |
| 8 | Tyres front & rear | Check wear pattern |
| 9 | Air filter element | Clean |
| 10 | Spark plug (M14) | Check & Replace |
| 11 | H.T. Lead | Inspect for cracks |
| 12 | Fuel filter in fuel pump | Replace |
| 13 | Fuel hose | Inspect for cracks |
| 14 | Rubber hose, Air filter to throttle body | Inspect for cracks |
| 15 | Rubber hose, Inlet manifold / Adaptor | Inspect for cracks |
| 16 | Rubber hose, Evaporative Emission Equipment | Inspect for Cracks |
| 17 | PAV pipes & hose clip | Inspect |
| 18 | Accelerator & Throttle pulley cables free play | Check & adjust play |
| 19 | Clutch cable/ Lever free play | Adjust play |
| 20 | Engine oil | Check & top-up |
| 21 | Hand levers & kick starter pivot | Lubricate |
| 22 | Steering system | Check & adjust play |
| 23 | Pivot-Side Stand, Center Stand, Rider & pillion foot rest | Lubricate |
| 24 | Front & Rear brake hose & Banjo Bolt | Inspect |
| 25 | Inlet / Exhaust valve seating | Check by compression / Vacuum test |
| 26 | Vent Pipe under air filter box | Inspect & clean |

CUSTOMER COPY

Job Card No:

| | | | | | |
|--|--|--|--|--|--|
| | | | | | |
|--|--|--|--|--|--|

Date :

| | | | | | |
|--|--|--|--|--|--|
| | | | | | |
|--|--|--|--|--|--|

Odo Reading :

| | | | | | |
|--|--|--|--|--|--|
| | | | | | |
|--|--|--|--|--|--|

Name of Dealer/
ASC with Code:

.....

.....

ASC / Dealer's
Stamp & Signature

7TH PAID SERVICE ACTIVITIES

| | | |
|----|---|--|
| 1 | Water wash the motorcycle and dry it with a clean cloth | |
| 2 | Battery Electrolyte | Check level & top-up, if necessary |
| 3 | Battery terminals | Clean and apply petroleum jelly |
| 4 | Rear Drive chain free play | Check, clean, lubricate & adjust |
| 5 | Rear brake pedal pivot & free play | Lubricate, Adjust if necessary |
| 6 | Front & Rear brake | Check & top up brake fluid level |
| 7 | Front / Rear brake hose & Banjo Bolt | Inspect |
| 8 | Wheel rim front & rear | Check spokes tightness / run out |
| 9 | Tyres front & rear | Check wear pattern |
| 10 | Front fork | Replace fork oil |
| 11 | Air filter element | Replace |
| 12 | Spark plug (M14) | Check, clean & adjust gap |
| 13 | H.T. Lead | Inspect for cracks |
| 14 | Throttle body / Injector - Cleaning Spray* | Clean by carbo spray* |
| 15 | Fuel pump (under tank) mounting | Check mounting screws/Leak |
| 16 | Fuel hose | Inspect for cracks |
| 17 | Accelerator & Throttle pulley cables free play | Check & adjust play |
| 18 | Rubber hose, Air filter to throttle body | Inspect for cracks |
| 19 | Rubber hose, Inlet manifold / Adaptor | Inspect for cracks |
| 20 | Rubber hose, Evaporative Emission Equipment | Replace |
| 21 | Clutch cable/ Lever free play | Adjust play |
| 22 | PAV pipes & hose clip | Inspect |
| 23 | Engine oil sump strainer, magnetic drain plug | Clean |
| 24 | Engine oil & oil filter paper element | Replace |
| 25 | Hand levers & kick starter pivot | Lubricate |
| 26 | Steering System | Check, Lub. steering balls & adj. play |
| 27 | Vent Pipe under air filter box | Inspect & clean |
| 28 | Pivot-Side Stand, Center Stand, Rider & pillion foot rest | Lubricate |

*Recommended - Carb Cleaner / Carblick or Fuel line Cleaner Spray (Würth or ITW Chemin)

CUSTOMER COPY

Job Card No:

| | | | | | |
|--|--|--|--|--|--|
| | | | | | |
|--|--|--|--|--|--|

Date :

| | | | | | |
|--|--|--|--|--|--|
| | | | | | |
|--|--|--|--|--|--|

Odo Reading :

| | | | | | |
|--|--|--|--|--|--|
| | | | | | |
|--|--|--|--|--|--|

Name of Dealer/
ASC with Code:

.....

.....

ASC / Dealer's
Stamp & Signature

8TH PAID SERVICE ACTIVITIES

| | | |
|----|---|--|
| 1 | Water wash the motorcycle and dry it with a clean cloth | |
| 2 | Battery Electrolyte | Check level & top-up, if necessary |
| 3 | Battery terminals | Clean and apply petroleum jelly |
| 4 | Rear Drive chain free play | Check, clean, lubricate & adjust |
| 5 | Rear brake pedal pivot & free play | Lubricate, Adjust if necessary |
| 6 | Front & Rear brake | Check & top up brake fluid level |
| 7 | Front / Rear brake hose & Banjo Bolt | Inspect |
| 8 | Wheel rim front & rear | Check spokes tightness / run out |
| 9 | Tyres front & rear | Check wear pattern |
| 10 | Front fork | Replace fork oil |
| 11 | Air filter element | Clean |
| 12 | Spark plug (M14) | Check, clean & adjust gap |
| 13 | H.T. Lead | Inspect for cracks |
| 14 | Throttle body / Injector - Cleaning Spray* | Clean by carbo spray* |
| 15 | Fuel pump (under tank) mounting | Check mounting screws/Leak |
| 16 | Fuel hose | Inspect for cracks |
| 17 | Accelerator & Throttle pulley cables free play | Check & adjust play |
| 18 | Rubber hose, Air filter to throttle body | Inspect for cracks |
| 19 | Rubber hose, Inlet manifold / Adaptor | Inspect for cracks |
| 20 | Rubber hose, Evaporative Emission Equipment | Inspect for Cracks |
| 21 | Clutch cable/ Lever free play | Adjust play |
| 22 | PAV pipes & hose clip | Inspect |
| 23 | Engine oil sump strainer, magnetic drain plug | Clean |
| 24 | Engine oil & oil filter paper element | Replace |
| 25 | Hand levers & kick starter pivot | Lubricate |
| 26 | Steering System | Check, Lub. steering balls & adj. play |
| 27 | Vent Pipe under air filter box | Inspect & clean |
| 28 | Pivot-Side Stand, Center Stand, Rider & pillion foot rest | Lubricate |

*Recommended - Carb Cleaner / Carblick or Fuel line Cleaner Spray (Würth or ITW Chemin)

CUSTOMER COPY

Job Card No:

| | | | | | |
|--|--|--|--|--|--|
| | | | | | |
|--|--|--|--|--|--|

Date :

| | | | | | |
|--|--|--|--|--|--|
| | | | | | |
|--|--|--|--|--|--|

Odo Reading :

| | | | | | |
|--|--|--|--|--|--|
| | | | | | |
|--|--|--|--|--|--|

Name of Dealer/
ASC with Code:

.....

.....

ASC / Dealer's
Stamp & Signature

9TH PAID SERVICE

**9th
Paid
Service**
24,000 Kms
or
720+15 days
whichever is
earlier from the
~~date of sale~~

Enter the Details in
Paid Service
Record

(Cost of oil,
oil filter element
and other
consumables
used are
chargeable to
the customer)

**9th
Paid
Service**
24,000 Kms
or
720+15 days
whichever is
earlier from the
~~date of sale~~

Enter the Details in
Paid Service
Record

(Cost of oil,
oil filter element
and other
consumables
used are
chargeable to
the customer)

**9th
Paid
Service**
24,000 Kms
or
720+15 days
whichever is
earlier from the
~~date of sale~~

Enter the Details in
Paid Service
Record

(Cost of oil,
oil filter element
and other
consumables
used are
chargeable to
the customer)

**9th
Paid
Service**
24,000 Kms
or
720+15 days
whichever is
earlier from the
~~date of sale~~

Enter the Details in
Paid Service
Record

(Cost of oil,
oil filter element
and other
consumables
used are
chargeable to
the customer)

| 24,000 KMS or 720+15 DAYS WHICHEVER IS EARLIER FROM DATE OF SALE | |
|--|--|
| Customer Name : | Dealer Code : <table border="1" style="display: inline-table; width: 80px; height: 25px;"></table> |
| Address : | |
| Frame No: <table border="1" style="display: inline-table; width: 200px; height: 25px;"></table> | Regn. No: <table border="1" style="display: inline-table; width: 150px; height: 25px;"></table> |
| Engine No: <table border="1" style="display: inline-table; width: 200px; height: 25px;"></table> | Sale Date: <table border="1" style="display: inline-table; width: 100px; height: 25px;"></table> |
| Motorcycle Installation Form No. <table border="1" style="display: inline-table; width: 150px; height: 25px;"></table> | Served Date: <table border="1" style="display: inline-table; width: 100px; height: 25px;"></table> |
| ODO Reading : <table border="1" style="display: inline-table; width: 100px; height: 25px;"></table> | Served by (Dealer's/ASC Name & Address) |
| Sold by (Dealer's Name & Address) | |

I Received the above motorcycle after the service having been done to my entire satisfaction.

| | |
|---|--|
| Customer's Signature : | Date : <table border="1" style="display: inline-table; width: 100px; height: 25px;"></table> |
| Contact Phone / Mobile No.: <table border="1" style="display: inline-table; width: 200px; height: 25px;"></table> | |

| 24,000 KMS or 720+15 DAYS WHICHEVER IS EARLIER FROM DATE OF SALE | |
|--|---|
| Customer Name : | Dealer Code : |
| Address : | |
| Frame No: | Regn. No: |
| Engine No: | Sale Date: |
| Motorcycle Installation Form No. | Serviced Date: |
| ODO Reading : | Serviced by (Dealer's/ASC Name & Address) |
| Sold by (Dealer's Name & Address) | |
| I Received the above motorcycle after the service having been done to my entire satisfaction. | |
| Customer's Signature : | Date : |
| Contact Phone / Mobile No.: | |

[illegible][illegible][illegible]

| 24,000 KMS or 720+15 DAYS WHICHEVER IS EARLIER FROM DATE OF SALE | | | |
|---|---|--|--|
| Customer Name : | | | |
| | Dealer Code : | | |
| Address : | | | |
| Frame No: | <div style="border-bottom: 1px solid black; width: 100%; height: 1.2em;"></div> | | |
| Engine No: | <div style="border-bottom: 1px solid black; width: 100%; height: 1.2em;"></div> | | |
| Motorcycle Installation Form No. | <div style="border-bottom: 1px solid black; width: 100%; height: 1.2em;"></div> | | |
| ODO Reading : | <div style="border-bottom: 1px solid black; width: 100%; height: 1.2em;"></div> | | |
| Sold by (Dealer's Name & Address) | Regn. No: <div style="border-bottom: 1px solid black; width: 100%; height: 1.2em;"></div> Sale Date: <div style="border-bottom: 1px solid black; width: 100%; height: 1.2em;"></div> Serviced Date: <div style="border-bottom: 1px solid black; width: 100%; height: 1.2em;"></div> Serviced by (Dealer's/ASC Name & Address) | | |

I have received the above motorcycle after the service having been done to my entire satisfaction.

| | |
|---|--|
| Customer's Signature : | Date : <div style="border-bottom: 1px solid black; width: 100%; height: 1.2em;"></div> |
| Contact Phone / Mobile No.: <div style="border-bottom: 1px solid black; width: 100%; height: 1.2em;"></div> | |

| 24,000 KMS or 720+15 DAYS WHICHEVER IS EARLIER FROM DATE OF SALE | |
|--|--|
| Customer Name : | Dealer Code : |
| Address : | |
| Frame No: | Regn. No: |
| Engine No: | Sale Date: |
| Motorcycle Installation Form No. | Served Date: |
| ODO Reading : | Served by (Dealer's/ASC Name & Address) |
| Sold by (Dealer's Name & Address) | |

| 24,000 KMS or 720+15 DAYS WHICHEVER IS EARLIER FROM DATE OF SALE | |
|--|--|
| Customer Name : | Dealer Code : |
| Address : | |
| Frame No: | Regn. No: |
| Engine No: | Sale Date: |
| Motorcycle Installation Form No. | Serviced Date: |
| ODO Reading : | Serviced by (Dealer's/ASC Name & Address) |
| Sold by (Dealer's Name & Address) | |

I Received the above motorcycle after the service having been done to my entire satisfaction.

| | |
|---|--|
| Customer's Signature : | Date : |
| Contact Phone / Mobile No.: | |

| 24,000 KMS or 720+15 DAYS WHICHEVER IS EARLIER FROM DATE OF SALE | |
|--|--|
| Customer Name : | Dealer Code : <div style="border: 1px solid black; width: 40px; height: 20px; display: inline-block;"></div> |
| Address : | |
| Frame No: <div style="border: 1px solid black; width: 100px; height: 20px; display: inline-block;"></div> | Regn. No: <div style="border: 1px solid black; width: 100px; height: 20px; display: inline-block;"></div> |
| Engine No: <div style="border: 1px solid black; width: 100px; height: 20px; display: inline-block;"></div> | Sale Date: <div style="border: 1px solid black; width: 100px; height: 20px; display: inline-block;"></div> |
| Motorcycle Installation Form No. <div style="border: 1px solid black; width: 100px; height: 20px; display: inline-block;"></div> | Serviced Date: <div style="border: 1px solid black; width: 100px; height: 20px; display: inline-block;"></div> |
| ODO Reading : <div style="border: 1px solid black; width: 100px; height: 20px; display: inline-block;"></div> | Serviced by (Dealer's/ASC Name & Address) |
| Sold by (Dealer's Name & Address) | |

I Received the above motorcycle after the service having been done to my entire satisfaction.

| | |
|---|--|
| Customer's Signature : | Date : <div style="border: 1px solid black; width: 100px; height: 20px; display: inline-block;"></div> |
| Contact Phone / Mobile No.: <div style="border: 1px solid black; width: 150px; height: 20px; display: inline-block;"></div> | |

| 24,000 KMS or 720+15 DAYS WHICHEVER IS EARLIER FROM DATE OF SALE | |
|--|--|
| Customer Name : _____ | Dealer Code : <table border="1" style="display: inline-table; width: 100px; height: 20px;"></table> |
| Address : _____ | |
| Frame No: <table border="1" style="display: inline-table; width: 150px; height: 20px;"></table> | Regn. No: <table border="1" style="display: inline-table; width: 150px; height: 20px;"></table> |
| Engine No: <table border="1" style="display: inline-table; width: 150px; height: 20px;"></table> | Sale Date: <table border="1" style="display: inline-table; width: 150px; height: 20px;"></table> |
| Motorcycle Installation Form No. <table border="1" style="display: inline-table; width: 150px; height: 20px;"></table> | Serviced Date: <table border="1" style="display: inline-table; width: 150px; height: 20px;"></table> |
| ODO Reading : <table border="1" style="display: inline-table; width: 100px; height: 20px;"></table> | Serviced by (Dealer's/ASC Name & Address) |
| Sold by (Dealer's Name & Address) | |

I have received the above motorcycle after the service having been done to my entire satisfaction.

| | |
|---|--|
| Customer's Signature : | Date : <table border="1" style="display: inline-table; width: 100px; height: 20px;"></table> |
| Contact Phone / Mobile No.: <table border="1" style="display: inline-table; width: 200px; height: 20px;"></table> | |

| 24,000 KMS or 720+15 DAYS WHICHEVER IS EARLIER FROM DATE OF SALE | |
|--|---|
| Customer Name : | Dealer Code : <input type="text"/> |
| Address : | |
| Frame No: <input type="text"/> | Regn. No: <input type="text"/> |
| Engine No: <input type="text"/> | Sale Date: <input type="text"/> |
| Motorcycle Installation Form No. <input type="text"/> | Serviced Date: <input type="text"/> |
| ODO Reading : <input type="text"/> | Serviced by (Dealer's/ASC Name & Address) |
| Sold by (Dealer's Name & Address) | |

I Received the above motorcycle after the service having been done to my entire satisfaction.

Customer's Signature : Date :

Contact Phone / Mobile No.:

| 24,000 KMS or 720+15 DAYS WHICHEVER IS EARLIER FROM DATE OF SALE | |
|--|--|
| Customer Name : | Dealer Code : <table border="1" style="display: inline-table; width: 100px; height: 25px;"></table> |
| Address : | |
| Frame No: <table border="1" style="display: inline-table; width: 150px; height: 25px;"></table> | Regn. No: <table border="1" style="display: inline-table; width: 150px; height: 25px;"></table> |
| Engine No: <table border="1" style="display: inline-table; width: 150px; height: 25px;"></table> | Sale Date: <table border="1" style="display: inline-table; width: 150px; height: 25px;"></table> |
| Motorcycle Installation Form No. <table border="1" style="display: inline-table; width: 150px; height: 25px;"></table> | Serviced Date: <table border="1" style="display: inline-table; width: 150px; height: 25px;"></table> |
| ODO Reading : <table border="1" style="display: inline-table; width: 100px; height: 25px;"></table> | Serviced by (Dealer's/ASC Name & Address) |
| Sold by (Dealer's Name & Address) | |

I Received the above motorcycle after the service having been done to my entire satisfaction.

Customer's Signature : Date :

Contact Phone / Mobile No.:

| | |
|---|---|
| 24,000 KMS or 720+15 DAYS WHICHEVER IS EARLIER FROM DATE OF SALE | |
| Customer Name : _____ | Dealer Code : |
| Address : _____ | |
| Frame No: | Regn. No: |
| Engine No: | Sale Date: |
| Motorcycle Installation Form No. | Served Date: |
| ODO Reading : | Served by (Dealer's/ASC Name & Address) _____ _____ |
| Sold by (Dealer's Name & Address) _____ _____ _____ | |

| 24,000 KMS or 720+15 DAYS WHICHEVER IS EARLIER FROM DATE OF SALE | |
|---|---|
| Customer Name : | Dealer Code : <table border="1" style="display: inline-table; width: 60px; height: 20px;"></table> |
| Address : | |
| Frame No: <table border="1" style="display: inline-table; width: 150px; height: 20px;"></table> <hr/> Engine No: <table border="1" style="display: inline-table; width: 150px; height: 20px;"></table> <hr/> Motorcycle Installation Form No. <table border="1" style="display: inline-table; width: 150px; height: 20px;"></table> <hr/> ODO Reading : <table border="1" style="display: inline-table; width: 100px; height: 20px;"></table> <hr/> Sold by (Dealer's Name & Address) | Regn. No: <table border="1" style="display: inline-table; width: 150px; height: 20px;"></table> <hr/> Sale Date: <table border="1" style="display: inline-table; width: 100px; height: 20px;"></table> <hr/> Serviced Date: <table border="1" style="display: inline-table; width: 100px; height: 20px;"></table> <hr/> Serviced by (Dealer's/ASC Name & Address) |
| Received the above motorcycle after the service having been done to my entire satisfaction. | |
| Customer's Signature : | Date : <table border="1" style="display: inline-table; width: 100px; height: 20px;"></table> |
| Contact Phone / Mobile No.: <table border="1" style="display: inline-table; width: 150px; height: 20px;"></table> | |

[illegible]

| 24,000 KMS or 720+15 DAYS WHICHEVER IS EARLIER FROM DATE OF SALE | |
|--|--|
| Customer Name : | Dealer Code : <div style="border: 1px solid black; width: 40px; height: 20px; display: inline-block;"></div> |
| Address : | |
| Frame No: <div style="border: 1px solid black; width: 100px; height: 20px; display: inline-block;"></div> | Regn. No: <div style="border: 1px solid black; width: 100px; height: 20px; display: inline-block;"></div> |
| Engine No: <div style="border: 1px solid black; width: 100px; height: 20px; display: inline-block;"></div> | Sale Date: <div style="border: 1px solid black; width: 100px; height: 20px; display: inline-block;"></div> |
| Motorcycle Installation Form No. <div style="border: 1px solid black; width: 100px; height: 20px; display: inline-block;"></div> | Serviced Date: <div style="border: 1px solid black; width: 100px; height: 20px; display: inline-block;"></div> |
| ODO Reading : <div style="border: 1px solid black; width: 100px; height: 20px; display: inline-block;"></div> | Serviced by (Dealer's/ASC Name & Address) |
| Sold by (Dealer's Name & Address) | |

I Received the above motorcycle after the service having been done to my entire satisfaction.

| | |
|---|--|
| Customer's Signature : | Date : <div style="border: 1px solid black; width: 100px; height: 20px; display: inline-block;"></div> |
| Contact Phone / Mobile No.: <div style="border: 1px solid black; width: 150px; height: 20px; display: inline-block;"></div> | |

[illegible]

9TH PAID SERVICE ACTIVITIES

| | | |
|----|---|--|
| 1 | Water wash the motorcycle and dry it with a clean cloth | |
| 2 | Battery Electrolyte | Check level & top-up, if necessary |
| 3 | Battery terminals | Clean and apply petroleum jelly |
| 4 | Rear Drive chain free play | Check, clean, lubricate & adjust |
| 5 | Rear brake pedal pivot & free play | Lubricate, Adjust if necessary |
| 6 | Front & Rear brake | Check & top up brake fluid level |
| 7 | Front / Rear brake hose & Banjo Bolt | Inspect |
| 8 | Wheel rim front & rear | Check spokes tightness / run out |
| 9 | Tyres front & rear | Check wear pattern |
| 10 | Front fork | Replace fork oil |
| 11 | Air filter element | Replace |
| 12 | Spark plug (M14) | Check, clean & adjust gap |
| 13 | H.T. Lead | Inspect for cracks |
| 14 | Throttle body / Injector - Cleaning Spray* | Clean by carbo spray* |
| 15 | Fuel pump (under tank) mounting | Check mounting screws/Leak |
| 16 | Fuel hose | Inspect for cracks |
| 17 | Accelerator & Throttle pulley cables free play | Check & adjust play |
| 18 | Rubber hose, Air filter to throttle body | Inspect for cracks |
| 19 | Rubber hose, Inlet manifold / Adaptor | Inspect for cracks |
| 20 | Rubber hose, Evaporative Emission Equipment | Replace |
| 21 | Clutch cable/ Lever free play | Adjust play |
| 22 | PAV pipes & hose clip | Inspect |
| 23 | Engine oil sump strainer, magnetic drain plug | Clean |
| 24 | Engine oil & oil filter paper element | Replace |
| 25 | Hand levers & kick starter pivot | Lubricate |
| 26 | Steering System | Check, Lub. steering balls & adj. play |
| 27 | Vent Pipe under air filter box | Inspect & clean |
| 28 | Pivot-Side Stand, Center Stand, Rider & pillion foot rest | Lubricate |

*Recommended - Carb Cleaner / Carblick or Fuel line Cleaner Spray (Würth or ITW Chemin)

CUSTOMER COPY

Job Card No:

| | | | | | |
|--|--|--|--|--|--|
| | | | | | |
|--|--|--|--|--|--|

Date :

| | | | | | |
|--|--|--|--|--|--|
| | | | | | |
|--|--|--|--|--|--|

Odo Reading :

| | | | | | |
|--|--|--|--|--|--|
| | | | | | |
|--|--|--|--|--|--|

Name of Dealer/
ASC with Code:

.....

.....

ASC / Dealer's
Stamp & Signature

PAID SERVICE / MAINTENANCE RECORD

| S.No. | Date | Type of Service | KMS | Brief details of service | Royal Enfield Authorised Dealer / Service Center |
|-------|------|-----------------|-----|--------------------------|--|
| 1. | | | | | |
| 2. | | | | | |
| 3. | | | | | |
| 4. | | | | | |
| 5. | | | | | |
| 6. | | | | | |
| 7. | | | | | |
| 8. | | | | | |

PAID SERVICE / MAINTENANCE RECORD

| S.No. | Date | Type of Service | KMS | Brief details of service | Royal Enfield Authorised Dealer / Service Center |
|-------|------|-----------------|-----|--------------------------|--|
| 9. | | | | | |
| 10. | | | | | |
| 11. | | | | | |
| 12. | | | | | |
| 13. | | | | | |
| 14. | | | | | |
| 15. | | | | | |
| 16. | | | | | |

REGIONAL & AREA OFFICES

| | | | | |
|---|--|--|---|---|
| R1 : Chandigarh, H.P, J&K, Punjab Royal Enfield SCO, No. 5, 1st Floor, Sector-11 , PANCHKULA (Haryana) Pin Code - 134 112. Tel: 0172-5011255, 5011251 | R3 : Uttarkhand & Uttar Pradesh Royal Enfield UGF 15-19, Landmark Arcade, 2 Badshah Nagar Crossing, Faizabad Road, LUCKNOW – 226 006. Tel: 0522-6566675 Fax: 4005973 | R6 : Orissa & West Bengal Royal Enfield Shraichi Tower, 3rd Floor, 686 Anandapur, KOLKATA - 700 707. Tel: 033-40060206 / 0209 | R8 : Goa & Maharashtra Royal Enfield Plot No.16, Sector -1, Sion Panvel Highway, Nerul, NAVI MUMBAI - 400 706. Tel: 022-27700395, 27700501 | R10 : Karnataka Royal Enfield Door No. 2067/1, 2068/2, East End “A” Main 9th Block, Jayanagar, BANGALORE - 560 069. Tel: 080-22440588, 41753277, 41536488 |
| R2 : Delhi, Haryana, NCR & Rajasthan Royal Enfield C/o EICHER ENGG.COMPONENTS Plot No. 7, HSIDC Industrial Area, Sector 18, Palam Gurgaon Road, GURGAON (Haryana) - 122 015. Tel: 0124-4278138, 4278139 Fax: 4382148 | R4 : Gujarat & Madhya Pradesh Royal Enfield 103, Safal Prelude, Opp. Parsavanath Esquire Cross Road, Corporate Road, Prahlad Nagar, Off. S.G. Highway, AHMEDABAD - 380 015. Tel: 098-25113168 Fax: 079-40024461 | Royal Enfield A Unit of Eicher Motors Ltd. 407, 4th Floor, Nirmala Plaza, Forest Park, BHUBANESWAR - 751 009. Tel: 0674-6540206 | Royal Enfield 203, 204 Sneha Ganga, Near Vega Centre, Shankar Seth Road, Swargate, PUNE - 411 037. Tel: 020-40028090 Fax: 24447174 | R11 : Tamilnadu & Andaman Royal Enfield Plot No. 350 to 354, 2nd Floor, 4th Link Street, Nehru Nagar Industrial Area, Kottivakkam, (OMR-IT Highway), CHENNAI - 600 096. Tel:044-42070661, 24540828 |
| Royal Enfield G-5, 6, 7, Gitanjali Towers, Ajmer Road, JAIPUR - 302 006. Tel: 0141-4106747, 4034748 Fax: 0141-4106748 | R5 : Bihar, Chattisgarh & Jharkhand Royal Enfield 3rd Floor, Maple Plaza, Gate No. 2 , Ashok Nagar, RANCHI (Jharkhand) - 834 002. Tel : 0651-2245262 | R7 : Arunachal Pradesh, Assam Manipur, Meghalaya, Mizoram, Nagaland & Tirupura Royal Enfield Astha Plaza, 4th Floor (M4-2), G S Road, Opposite Deorah College, Ulubari, GUWAHATI - 781 00 . Mob: +91 8135846461 | R9 : A.P. & Telangana Royal Enfield (A Unit of Eicher Motors Ltd) No: 8-3-166/B to F, Erragadda Main Road, Beside Gokul Theatre, Erragadda, HYDERABAD - 500 018. Tel: 7093190003, 7416783025 | R12 : Kerala & Lakshadweep Royal Enfield 25/85A, Opp. to IOC Pump, Koonamthai, Edappally Post, KOCHI - 682 024. Tel: 0484-6494990, 6494991 Fax: 2543616 |

AUTHORISED DEALERS

| ANDHRA PRADESH | ANDHRA PRADESH | ANDHRA PRADESH | ANDHRA PRADESH | ANDHRA PRADESH |
|--|---|---|--|--|
| Amlapuram Shri Jayalakshmi Automobiles +91 9618349555 | Eluru Classic Automotive +91 9652238585 08812-234582 | Kurnool Sandhya Automotives +91 9394253377 08518-253377 | Ongole Lekhana Automotives +91 8885002112 8885002113 | Vijayawada- Kannur Pravallika Motors +91 7842559555 0866-2586858 |
| Anantapur Renati Automotives Pvt. Ltd. +91 9000841133 7036903879 | Guntur-Auto Nagar Jubilant Avenues Pvt.Ltd +91 8143008506; 8507 | Nandyal Dheeru Motors +91 9133065553 +91 9133065554 | Rajahmundry Sriram Automobiles +91 9246665513 0883-2422117 | Vijayawada- M G Road Mahalakshmi Motors +91 8886322559 +91 8886422559 |
| Bhimavaram Varma Automotives +91 7095812666 +91 7095816888 | Guntur-Chandramauli Nagar Jubilant Avenues Pvt.Ltd +91 8143008508 | Narasaraopet Anu Auto Agencies +91 7893301444 086472-21787 | Srikakulam Lakshmi Automobiles +91 9032929235 8121929235 | Vijayawada- Ring Road Pravallika Motors +91 7842559555 0866-2586858 |
| Chirala Lekhana Automotives +91 8885002114 | Kadappa Anjana Bikes +91 9247041555 9010389998 | Nellore Rishi Motors +91 8977713377 +91 8977714477 | Tenali Shakthi Motors +91 8886744494 | Vishakhapatnam - Gajuwaka Cidanta Motors 0891-6562008 0891-6502008 |
| Chittoor Sri Sai Motors +91 9490094908 08572-245057 | Kakinada Shri Jayalakshmi Automobiles +91 8332912719 0884-6443555 | Nellore-Inside City Rishi Motors +91 8977713377, 8977714477 +91 9866162859 | Tirupathi Sri Sai Motors +91 9295091444 8572245057 | Vishakhapatnam - Nad Junction Saran Motors +91 8885947222 +91 8885847222 |

AUTHORISED DEALERS

| ANDHRA PRADESH | ASSAM | ASSAM | BIHAR | BIHAR |
|---|--|--|---|--|
| Vishakhapatnam - Seethammadhara Royal Enfield Company Stores +91 8897353382 0891-2768887; 2768886 | Guwahati- G S road Shahila Expositions Pvt Ltd +91 9435549786 0361-2335025 | Tinsukia SD Royal +91 9957714273 | Biharsharif PNN Automobiles +91 9334038042 | Gopalganj Riders cafe +91 9199547786 |
| ARUNACHAL PRADESH | Jorhat Achharsingh Royal +91 9859736100 9207041076 | BIHAR | Champa Neeraj Royal +91 7047511730 +91 8871704777 | Hajipur Ambika Bhawani Automobiles +91 9835641123 06224-295280 |
| Naharlagun - Itanagar Bucho Royal Enfield +91 9436219089 0360-2350103 | Nagaon Bajrang Motors +91 9435160785 | Araah Om Wheels +91 9471444405 06182-233338 | Chapra Supriyam Automobiles +91 9534677444 06152-242999 | Katihar Jaiguru Motors Pvt Ltd +91 9430909966 06452-290172 |
| ASSAM | North Lakhimpur Rishi Riders +91 9854100000 | Aurangabad Yodha Automobiles Pvt. Ltd +91 9934012273 | Darbhanga SVV Motors +91 8227887777 06272-242777 | Madhubani Shagun Auto Sales +91 8986396011 06276-228014 |
| Barpeta G.S. Auto +91 8472987341 | Silchar Bina Automobiles Pvt Ltd +91 9954008888 03842-225016 | Begusarai Mayamanu Motors Pvt. Ltd +91 7260851555 | Gaya Kusum Motors +91 8271020543 0631-2210105 | Motihari Raj Motors +91 9472582848 06252-230373 |
| Dibrugarh Rider's +91 8472913182 0373-2370018; 2370014 | Tezpur G.M Associate +91 9707026331 03712-237777 | Bettiah Mishra Automobiles +91 8877985073 06254-246273 | | |
| Guwahati- Maligaon Chirag Enfield +91 9435400437 | | | | |

AUTHORISED DEALERS

| BIHAR | BIHAR | BIHAR | CHATTISGARH | CHATTISGARH |
|---|---|---|---|--|
| Muzaffarpur- Maripur Gautam Motors +91 7631996130 0621-2220056 | Purnea Link Motors +91 7766917026 | Sitamarhi Nili Automobiles +91 9102999131 | Jagdalpur Kambo Motors +91 9993333939 +91 9407642827 | Raipur-Lodhi Para Chowk Indian Motors +91 7714221500 0771-4221500; 4221400 |
| Muzaffarpur-Sitamahari Road Kumar Automobiles +91 9771123233 7283000384 | Saharsa 7 Hills Automobiles +91 8877080661 06478-227007 | CHATTISGARH Ambikapur Dev Automobiles +91 9753117804 07774-222804 | Korba Kailash Auto Agency +91 9826109907 07759-245482 | Raipur- Tatibandh 6th Gear +91 8109309666 0771-4070666 |
| Patna-Boring Road Ambey Motors +91 9102999131 | Samastipur Aditya Motors +91 8406803303 5452264047 | Bhilai AAN Automotive +91 7886996000 0788-4040512 | Raigarh Priyanka motors +91 7389910800 07762-233550 | Rajnandgaon Shubh Auto +91 9424102224 07744-401491 |
| Patna-Saguna More Siddhi Vinayak Automobiles +91 8092981877 0612-212948 | Sasaram Vintage Auto Corp +91 8540948771 +91 9304503020 | Bilaspur Blue Sapphire Motors +91 8982407770 07752-407770 | Raipur- Gaurav Path - Panchsheel Nagar Aadityaraj Automobiles +91 7697208337 0771-4030550 | |
| Patna-Zero Mile Sukhmani Motors Pvt. Ltd. +91 9709761441 0612-3297056 | Siwan Sri R.L. Automobile Pvt. Ltd. +91 9576449444 06154-247686 | Dhamtari Shri Ram Automobiles +91 9179995522 | | |

AUTHORISED DEALERS

| GOA | GUJARAT | GUJARAT | GUJARAT | GUJARAT |
|---|---|--|---|--|
| Goa - Margoa Saini Motors +91 7767006138; 6139; 6140 0832-2740343; 2740345 | Ahmedabad-Navrangpura Karnavati Bikes Pvt. Ltd. +91 9099031290 079-27490068 | Bhavnagar Gujarat Auto Centre +91 8734936206 0278-2512648 | HimmatNagar Rajvee Auto +91 8238411177 | Navsari PSG Motors +91 9924755521 02637-265559 |
| Goa - Panaji Auto Guides +91 9326102087 0832-2225865 | Ahmedabad- Nehru Nagar Ambawadi Sarabhai Motors +91 7926303535 079-65243010; 26303535 | Bhuj PM Autolink +91 9825900279; 9925635279, 02832-231279 | Jam Nagar New Chandra Motor Cycle Agency +91 7226065999 0288-2552888; 2678024; 2550863 | Rajkot - Gondal Road Aditya Moto Gujarat Pvt. Ltd. +91 9099092594, 9099092595 0281 2371070 |
| GUJARAT Ahmedabad-Sarkhej Gandhinagar Road Kaveri Motors +91 9824039464 079-65416116; 27663674; 27663048 | Anand Royal Ridentity Pvt Ltd. +91 9898484500 02692-644352 | Gandhidham N.P. Auto Agencies +91 9426140290; 9723540290 02836-295927 | Junagadh Shree Aashapura Enterprise +91 7046008488 0285 2660111 | Rajkot - Mota Mava Kalawad Road Dev Motors +91 8401799993 0281-6458888; 9157877331 |
| Ahmedabad-Mani nagar Sarabhai Automotive +91 9825708033 079-25812530; 2531 | Bardoli PSG Motors +91 9924755549 | Gandhinagar Aanal Auto Agency +91 9099049555; 8980001123 02712-23262020 | Mehsana Parklane Auto +91 9925014803 9925004538 | Surat-Adajan Hajira Main - Adajan JSN Motors +91 8401600411 0261-2840023 |
| Ahmedabad- Naroda Krishna Wheels +91 9925333445 079-29704155; 29703055 | Bharuch Vraj Auto +91 9824125050 02642-225757 | Godhra Concord Auto +91 9879074373 02672-265522 | Morbi Dev auto +91 9054265550; 65551; 65552 +91 9054265553; 65554 | Surat - Sarthana Varacha Purav Automobiles +91 9979841546, 9979841547 |

AUTHORISED DEALERS

| GUJARAT | HARYANA | HARYANA | HARYANA | HARYANA |
|--|--|---|---|---|
| Surendranagar Old Soul Motorcycles +91 9909008000 02752-242777 | Ambala - Ambala Chandigarh Highway Royal Motors +91 9315100442 0171-2545795; 2544795 | Jind Gill Automobiles +91 9416476459 | Palwal Kartike Motors +91 9813131455 01275-240454 | Sonipat Heydaan Motors +91 9034444433 0130-2233004 |
| Vadodara- Harni road Amba Motors +91 7820010060 0265-2463232 | Ambala cantt- Rai Market Royal Motors +91 9315100442 0171-2630795; 2631495 | Kaithal Raghav Automobiles +91 8199946000 +91 9254312500; 8199947001 | Panipat Monga Automobiles +91 9354140005; 40006;40007 01274-251000 | Yamuna Nagar Falcon Automobiles +91 9315431300 0173-2346433 |
| Vadodara - Old Padra Road RSA Automotives +91 9574257999; 9574256999 2652355040 | Bhiwani Sheoran Auto +91 8950291600 01664-252216 | Karnal Monga Motors +91 9354140008 184-2261810; 2272729 | Rewari Premium Automation Pvt Ltd +91 8607482200 01274-251000 | HIMACHAL PRADESH |
| Vapi Royal Thumpers +91 9726818181; 9879565274 | Fatehabad SDB Automobiles +91 9728942226 01667-221786 | Kurukshetra VPS Motors +91 9254022290 01744-231151 | Rohtak Badhwar & Co. +91 8059880031 01262-242034; 241173 | Baddi Simran Automobiles +91 9816167884 |
| | Hissar Malik Automobiles +91 8572888890 01662-276103 | Narnaul Royal Jindal Auto Pvt Ltd +91 9813150222 | Sirsa Gulzar Motor Agencies +91 9996147200 01666-221367; 230459 | Chamba Champavati Autos +91 9736678651 01899-226747 |
| | | | | Dharamshala Him Enfield +91 9418083838 8894389090 |

AUTHORISED DEALERS

| HIMACHAL PRADESH | HIMACHAL PRADESH | JAMMU & KASHMIR | JHARKHAND | JHARKHAND |
|---|---|--|--|--|
| Hamirpur (ASP) Parkash Royal Enfield +91 9816058483 01972-258483 | Solan Tapan Industries +91 7807400172 01860-1800072 | Leh(ASP) Venture Third Pole +91 9419177466 | Bokaro G.R.Motors +91 9934109008 6542265452 | Jamshedpur-Adityapur Aruna Motors +91 8863996222 0657-6574010; 6574011 |
| Manali Heaven On Earth Automobiles +91 9459300881 01902-205032; 251151 08350854002 (Kullu) | UNA Sharma Automobiles +91 9318536733 09218-446755 | Kathua Lovish Automobiles +91 9419166881, 9070855555 01922-235010 | Daltonganj Arjun Automobiles +91 9006082822 +91 8235121935 | Jamshedpur - Bajrang Nagar NH 33 Cruiser India +91 9204004142 |
| Mandi Shivam Automobiles +91 9805473700 01905-243077 8628876301 | Baramula ZMR Automobiles +91 9906727248 | Srinagar PCS Automobiles +91 9797122244 0194-2472781 | Deoghar Roy Brothers +91 9934344889 06432-240371 | Ramgarh Anjaney Automobiles Pvt. Ltd. +91 9431146297 +91 9031000430 |
| Paonta Sahib -Sirmour R.S. Enterprises +91 9418117089 01704-223687 | Jammu - Janipur road Reliance Motors +91 9419191241 0191-2536084; 0191-2530213 | Digiana camp (ASP) Sumeet Motors +91 9419236396 0191-2431058 | Dhanbad Arti Automobiles +91 9470133444 +91 9031084005 | Ranchi - Harmu Road Raghuram Autocare +91 9905110006 0651-6571607 |
| Shimla Tapan Industries +91 7807500272 01860-1800072 | Jammu Xtream Motors +91 9070699909; 9070699900; 9070172999 +91 9797568876 | Udhampur RA Enfield +91 9419996901 01992-250008 | Dumka Majestic Autobikes Pvt Ltd. +91 9798777007 | Ranchi - Kokar Sri Nivas Automobiles +91 9771420322 0651-2542789 |
| | | | Hazaribag Riders Point +91 9234343422 +91 9031005518 | |

AUTHORISED DEALERS

| KARNATAKA | KARNATAKA | KARNATAKA | KARNATAKA | KARNATAKA |
|---|---|---|---|---|
| Bagalkot Bagalkot Motors +91 8884128877; 9916361134 | Bangalore - BTM 2nd stage Royal Enfield Company Store +91 9902180044 080-40905108; 26689975 | Bangalore - Nelamangala Sri sai Sadguru Motors +91 9071766021; 9071766025 | Bangalore-Sudhamanagar H S R Services +91 9343735655 080-22133119 | Bhatkal Brahmi Motors +91 9743637456 08385-226836 |
| Bangalore-Kpura road H.S.R. Services +91 7829000350; 9980762849 080-22133119 | Bangalore-Electronic City Electronic City Motors +91 7026613071 to 79 & 80 8494942929 | Bangalore- Peenya Sri Sadguru Sai Motors +91 9066699094 080-28393666 | Bangalore - B Narayanpur Sai Ram Autocraft +91 7022288662 080-64909090 | Belgaum Shri Munishwar Motors Pvt. Ltd. +91 7204606064 0831-4213059 |
| Bangalore-Banaswadi CVS Motors +91 9886500045 | Bangalore-Indira Nagar Teknik Motors +91 8904004004; 8904005004 080-25284788, 40910005 | Bangalore - Raja Rajeshwari Nagar Accelerate Motors +91 7259534650 080-28606969; 28608989 | Bangalore - Yelahanka Acclaim Motors Pvt Ltd +91 9632881188; 9632881133 9663550055 | Bellary Sanjeevini Automobiles +91 7353777768 08392-261027 |
| Bangalore-Bannerghatta Royal Enfield Company Store +91 9945592345 088-22440588 | Bangalore - Kengeri Accelerate Motors +91 7022049627 | Bangalore-Magdi road H.S.R. Enterprises +91 9844067555 080-23156617 | Bangalore (ASP) Mehboob Garage +91 9945785022; 9845326062 080-23436682 | Bidar Bhavani Motors +91 9379799992 |
| Bangalore-Bellary Road CVS Motors +91 9886500042 080-23469600; 23469601 | Bangalore-Nagarbhavi S.R. Motors +91 9902065933; 9071340000 +91 8032323333 | Bangalore-Sarjapur Teknik Motorcycles +91 8904004004; 8904000300- 8904000700 080-40910003; 0004; 005 | Bangalore (ASP) Sri Manjunatha Bullet Garage +91 9341220151 080-25427066 | Bijapur Rohan Motors +91 9986168363 |
| | | | | Coorg Abhyuday motors +91 9590000910 |

AUTHORISED DEALERS

| KARNATAKA | KARNATAKA | KARNATAKA | KARNATAKA | KARNATAKA |
|--|--|--|--|--|
| Chikkamangalore Chikkamangalore Motors +91 9742289955 | Hassan Shree Subrahmanya Motors +91 9980751155, 9742217172 | Mandya Ruby Maratt Motorcycles +91 9591503399 | Mysore (ASP) Kuvempu Nagar Abhyudhay Motor Services Pvt. Ltd. +91 9743721955; 9538841412 0821-2462066/2462067 | Tumkur Bhagavati Motors +91 9976384499 |
| Chitradurga Jilu Bikes +91 9845127397 +91 8494900552 | Hubli - Airport Road Salimath Engineers Services +91 7259037590 0836-3241160 | Mangalore Frontline Automobiles +91 8861006478 0824-4267573 | Puttur Frontline Automobiles +91 9686137888 | Udupi Brahmi Motors +91 9164889161; 9164209161 0820-2527590 |
| Davangere Royal Automobiles +91 9844053511 08192-256239 | Hubli - Kusugal Road - Keshwapur Klasik Motors +91 8904800948 0836-2288223 | Mudhol Mudhol Motors +91 8197567124 | Raichur Chukki Motors +91 8792113336 | KERALA |
| Gadag Gadag Motors +91 8147776496 | Hunsur Aadith motors 08222-252395; 96 | Mysore-Vijayanagar 1st Stage Aadith Motors +91 7899912362; 7899912363 8214244467 | Shimoga Apollo Enterprises +91 9008138662; 9739696768, +91 41187404 | Adoor Yamuna Agencies +91 9747410243 0473-4229222 |
| Gulbarga Mukunda Wheels Pvt. Ltd. +91 9945249302; 49300; 49305, 08472-225302 | Kolar Jagadamba Automobiles +91 9972522111; 8152226619 | Mysore (ASP) Kempananj. Aghara Sri Venkateshwara Automobiles 0821-2427533 | Sirsi Sri Maruthi Auto Motors +91 9108484665 08384-226777 | Alleppey Rider's Motors +91 9447265955 |
| | | | | Calicut-Francis Road Blue Mountain Autos +91 9895201667 0495-2302530 |

AUTHORISED DEALERS

| KERALA | KERALA | KERALA | KERALA | KERALA |
|--|--|---|--|--|
| Calicut - Mankavu Luha Automotives +91 7025105333 0495-2333533 | Cochin - Vyttila Kaizen Motors +91 7559800072 0484-2307072; 4047072 | Kollam - Madanada Unnoony Motors +91 9567395208 0474-2764566; 2764567 | Pathanamthitta Marikar Motors Ltd. +91 8111871222; 9388077007 0468-2223412 | Thrissur-Puzhakal Padam Pinnacle Motor Works Pvt. Ltd. +91 7025600600; 8111994007 0487- 2385255 |
| Calicut - Puthiyagandi SS Motors +91 9567863979 0495-2392200; 2390770 | Kannur SS Motors +91 9567862458; 9567863980 0497-2731312 | Kodungallur Pinnacle Motor Works Pvt Ltd +91 9072575721 | Pattambi-Palakkad Intrepid Works +91 9744072921 0466-2970666 | Thiruvalla St. Mary's Motors +91 9526260400; 9747972081 0469-2733243 |
| Cochin - Angamali, Areeckal Junction Sanjo Motors +91 9809709999 0484-6888889 | Kannur Vibrant Automobiles +91 8111990066 0497-2776660 | Kottarakara Unnoony Motors +91 9567966444 | Perinthalmanna ABC Motors +91 9447158400 04933-226677 | Thodupuzha Veliyathu Motors 91 8943200090 4862227899 |
| Cochin - Chittoor Road St. Mary's Motors +91 8891000691; 9895118951 0484-4022819 | Kayamkulam Roverz Motors +91 9072546555 | Kottayam Javeens +91 9446397300 0481-2563455; 2567070 | Perumbavoor Sanjo Motors +91 8592009991 0484-6888885 | Tirur ABC Motors +91 9605827000 0494-2422277 |
| Cochin - Edapally Royal Enfield Company Store +91 7025233912 0484 - 6494991; 6494992 | Kollam - Bishop Jerome Nagar Marikar (Motors) Ltd. +91 9947031120; 9947031121 0474-2732474 | Palakkad Intrepid Works +91 8606933008 0491-2572331 | Thrissur-Karunanakaran Nambiar road Marikar (Motors) Ltd +91 9388077010; 8606863336 0487-2339307 | Trivandrum-Attingal Concept Bikes +91 9048990256 |

AUTHORISED DEALERS

| KERALA | MADHYA PRADESH | MADHYA PRADESH | MADHYA PRADESH | MAHARASHTRA |
|---|---|---|--|--|
| Trivandrum - Kailmanam Junction Sivaji Motors +91 7736207777; 7736066716 0471-6506777 | Bhopal - Hamidia Road Choudhari Tractor Agency +91 9425023609 0755-5240614; 2735762 | Gwalior Rimik Motors Pvt. Ltd +91 9827935616; 9926435616 0751-4035616 | Khandwa Binwani Motors +91 9425909302 7332244222 | Ahmednagar Newaskar Automobiles +91 8087500900 0241-2470125 |
| Trivandrum - M G road Marikar (Motors) Ltd +91 8606068466 0471-2334621 | Bhopal-Padmanabh Nagar Ananya Auto +91 7389930806 0755-4076937 | Indore - Nehru Market Krishna Motor Agency +91 9826034012 0731-2703172 | Satna Manish Motors +91 9827250199 07672-251608 | Akola Agrawal Motors +91 8408089944 0724-2258259 |
| Trivandrum - Vetturoad - Kazha kuttam Concept Bikes +91 9048400200; 9048990546 | Chhindwara Rahul Royal Motors +91 8889999602 07162-245255 | Indore - Sayaji Club Road RR Automotive +91 8878660100 0731-4222822 | Shahdol Gupta Automotive +91 8718811703 0765-2231967 | Alibagh SK Autoriders +91 9970041579 02141-223030 |
| Vadakara Grace Motors +91 7034775555 | Dewas R R Motorcycles +91 8109103622 8269270709 | Jabalpur Royal Thumpers +91 8962010072 0761-4042424; 4042423 | Ujjain Avis Auto +91 9300005025 0734-2520007 | Amravati Bhans Automotive +91 7620177060 0721-2510636 |
| Valluvambaram-Malappuram ABC Motors +91 7034166300 0483-2770700 | Guna Standard Motors +91 9754222241 +91 9425131250 | Katni Royal Thumpers A Division of Superior Automobiles Pvt Ltd. +91 8962010075 07622-226474 | Vidisha Adventure Bike +91 9425148606 0759-2408222 | Aurangabad - Bansilal Nagar S.K.Y.S Automobile +91 9028059252 0240-2350652 |

AUTHORISED DEALERS

| MAHARASHTRA | MAHARASHTRA | MAHARASHTRA | MAHARASHTRA | MAHARASHTRA |
|---|--|---|---|--|
| Aurangabad-CIDCO-Cannaught Cherry Corporation +91 9850889408 0240-6601613 | Chandrapur Dinesh Motors +91 9028111383 07172-260555 | Jalgaon Usha Motors +91 7768009996 0257-6999000 | Mumbai - Bhandup Soniya Motors Pvt. Ltd +91 9322314555 022-65650153; 7208005209 | Mumbai-Thane (Dombivali) Pooja Motors +91 8425840752 0251-2470611 |
| Baramati Jay Motors +91 9960247655; 9890090381 02112-221055 | Dhule Surbhi Motors +91 9371057573 02562-239933 | Karad Nand Enterprises +91 9923981211 02164-242772 | Mumbai - Goregaon Ishna Wheels +91 8879330226; 8879330227 022-28711242; 28711243 | Mumbai - Thane (Godbunder) Soniya Motors Pvt. Ltd +91 9322315111 022-25893202; 7208005207; 7208005208 |
| Beed Aaryan Motors +91 9421184118 02442-223780 | Gadgilaj Yashashri Motors +91 9657009444 9527094848 | Kolhapur Motor India +91 9822871729 0231-2531177 | Mumbai - Kandivali Voyage Motors +91 9146871013; 7498567890 022-28087882 | Mumbai - Thane (Mira road) Unison Automobiles +91 9029234040 022-28456620 |
| Buldhana Samyak Automotive +91 9422181159 072-62241273 | Ichalkaranji Motor India +91 9822551777 | Latur Prisha Motors +91 9049607711 02382-200711 | Mumbai-Panvel Pratik Motors +91 9029422942 022-27480040 | Mumbai - Thane (Vasai) SP Wheels +91 8446011105 0250-6511107; 6511108 |
| Borivali Unison Automobiles +91 7506555039 22265614014 | Indapur Sahyadri Auto +91 7387111109 02111-224111 | Malegaon Shaurya Motors +91 8380038153; 156; 9527002881 02554-231171 | Mumbai - Sakinaka Synergy Auto Inc +91 8286046565 022-28590085; 28590086 | |

AUTHORISED DEALERS

| MAHARASHTRA | MAHARASHTRA | MAHARASHTRA | MAHARASHTRA | MAHARASHTRA |
|---|---|--|---|--|
| Mumbai - Thane (Ulhas Nagar) S R Motors (A Unit of Riya Motors Pvt. Ltd) +91 7738622211; 7506044995 0251-2700043 | Nagpur - Wardhaman Nagar Shri Krishna Automobiles +91 9372121346 0712-3191202 | Nasik - Ganjamal Ostwal Autos +91 9595301414 0253-2500291 | Phaltan Adved Motors +91 7040829609 02166-225272; 225472 | Pune - Fathima Nagar Platinum Auto +91 7755932578; 2579 +91 9881171717 |
| Mumbai (ASP) Nerul Ram Motorcycles +91 9323025335 022-27700394; 022-27700396 | Nanded Jairam Motors +91 9552446688 02462-297788 | Nasik - Satpur Moharir Auto Pvt. Ltd. +91 8446646555; 8378998295 0253-6630000 | Pimgalgaon Shaurya Motors Shaurya Motors +91 9130068287 02550-660604 | Pune - Hadapsar Platinum Auto +91 7030911278; 7030911284 |
| Nagpur - Kamptee Road Ved Motors +91 9326916819 0712-2652222; 2654444 | Nandurbar Dinesh Wheels +91 9673298999 +91 9764567877 | Osmanabad Hatlai Auto +91 9822838888 02472-228588 | Pune - Adarsh Nagar Dhone Automobiles +91 7028922644 020-24273335 | Pune - Kasarwadi Dhone Automobiles +91 7028045684 |
| Nagpur - Sitaburdi Paragon Traders +91 9595622261 0712-2523456 | Narayangaon Kings Royal Riders +91 9075009831 0213-2245542 | Parbhani Chandrallama Automotive +91 9665516193 2452-242299 | Pune - Baner Kings Auto Riders +91 7875756100 020-27200256 | Pune - Khed Shivpur Siddh Auto +91 9673152266 |
| | Nasik - Dwarka Ostwal Autos +91 9422255773 0253-2592717 | Parli Shiva Motors +91 9765924477 02446-227477 | Pune - Chinchwad Hridaan Motors +91 9850888899 2069100202 | Pune - Kothrud Siddh Auto +91 9168376611 020-25280050; 25280051 |
| | | | | Pune - Yerwada Dhone Automobiles +91 7028978074 020-60121812 |

AUTHORISED DEALERS

| MAHARASHTRA | MAHARASHTRA | MAHARASHTRA | MIZORAM | NEW DELHI & NCR |
|---|--|--|--|---|
| Pune - Wakad (Talegaon) Kings Auto Riders 020-65107545 | Satara Nand Enterprises +91 9923981211 02164-242772 | Wardha Sri Krishna Automobiles +91 9769169180 +91 7410061121 | Aizawal Lawma Enfield +91 8575517879 0389-2334731 | Delhi - Jhandewalan Ext. Ess Aar Motors +91 9810797099 011-65461901; 23524426 |
| Pune - Wakhewade Brahma Motors +91 7276629900 7276027722 | Shrirampur Karachiwala Automobiles +91 9028537570 02422- 227570 | Yavatmal Aaditya Riders Pvt Ltd +91 8055958119 9158632833 | NAGALAND Dimapur Uniglobe Enterprises +91 9774057770 3862225903 | Delhi - Kailash colony, Okhla Indust. Area South Delhi Motorcycles +91 9716145509, 9716002728 011-26811013 |
| Pune (ASP) Sadguru Service Station +91 8308048854; 9011078854, 020-24350727 | Solapur - Bale chowk, Pune Highway Chavan Motors +91 7720069040 0217-2352323/2352424 | MANIPUR Imphal Sanamahhi Motors +91 8259061598 0385-2449111 | NEW DELHI & NCR Delhi - Dhwarka Cruiser Motors +91 9136310966 +91 8459223833 | Delhi - Mahipalpur Kay Tee Automobiles +91 9910884777 011-64612777 |
| Ratnagiri Advait Motors +91 9970551171 02352-228930 | Solapur - Budhwarpeth Mondhe Motors +91 8237466447; 6446; 6442 0217-2315923; 2735081 | MEGHALAYA Shillong Merin's Royal Enfield +91 8258811320 0364-2590048 | Delhi - Gujrawala Kay's Autos +91 9810433555 011-28877008; 28877009 | Delhi - Mangolpuri Soni Automobiles +91 9873069001 011-27921311; 65180349 |
| Sangli Abhay Auto +91 7768073003; 9011964040, 0233-2623040 | Waluj - Pandharpur Godavari Agro Serivces Pvt. Ltd +91 9146189551 0240-2553770 | | | Delhi - Najafgarh Outer Delhi Motorcycles +91 9540941601 011 68888252 / 53 |

AUTHORISED DEALERS

| NEW DELHI & NCR | NEW DELHI & NCR | NEW DELHI & NCR | NEW DELHI & NCR | ORISSA |
|--|---|---|---|--|
| Delhi - Padapadganj Asco Motors +91 9582184488 011-2214888 | New Delhi (ASP) Balaji Motors +91 9350102768 +91 8826574278 | Ghaziabad (ASP) Jai Shiv enterprises +91 9927064206 | NCR-Noida - Sector 10 Shree Mahadev Agency +91 9811404319 0120-4310052/4324662 | Bargarh Shree Shyamji Bike Point +91 9437053233 +91 7381053244; 255 |
| Delhi - Rama Road Lamba Enterprises Pvt Ltd. +91 9711611591 011-45151159 | Delhi (ASP) M.G. Auto Sales +91 9810237417 011-27837439 | Ghaziabad (ASP) Royal Taj Agency +91 9810413387 +91 9818728177 | NCR-Noida - Sector 63 Solitaire Automotive +91 9810703922 0120-4547929 | Baripada Legend Automotive +91 9178024417; 9040078001 |
| Delhi - Saraswati Vihar North Delhi Motorcycles +91 9810558625 011-27054737 | NCR - Faridabad - Mathura Road Heighten Automotive Pvt Ltd +91 9911223811 +91 9717475811 | NCR Gurgaon - Old Delhi Road Aman Automobiles +91 9810535659 1244084648 | NCR-Sahibabad Sangam Autos +91 9311051177; 9990624290, 0120-4198890 | Berhampur Vaishnavi Automobiles +91 9937308525; 7682833574; 6802248820 |
| Delhi - Shahadra Amar Autos +91 8802583948 011-43595322 | NCR - NIT Faridabad Sohan Auto World +91 9811551530 0129-2429352 | NCR Gurgaon - Sheetal Mata road Brawn Automobiles +91 9212315090 1244251481 | ORISSA Angul Green Treet Automotive (P) Ltd +91 9937066505 +91 7852936512 | Bhubaneshwar - Buddha Nagar Royal Automobiles +91 7752017606 8192256239 |
| Delhi - Tilaknagar Lamba Enterprises Pvt Ltd. +91 9999389189; 9250919994 011-45614855; 42138246 | NCR - Ghaziabad - Nehru Nagar Rawal Automobiles Pvt Ltd +91 9350315311 0120-4104659; 9211921227 | NCR Gurgaon - Sohna Road Manzil Motors Pvt. Ltd. +91 9650311988 1244231683 | Balasore Favour Ride +91 7894775144; 90400557156 | Bhubaneshwar - KIIT Road, Sishu Vihar Gugnani Automobiles +91 9776160313; 9178143270 |

AUTHORISED DEALERS

| ORISSA | ORISSA | PUNJAB | PUNJAB | PUNJAB |
|---|---|--|--|---|
| Bhubaneshwar - NH 5 - Patrapada Trupti Autoworld +91 9861824216; 7873024206 0674-2470148 | Keonjhar Sai Automobile +91 9437054807 +91 9437004711 | Abohar Aman Auto Zone +91 9814767900 +91 9914767900 | Bhatinda-Goniana Road Ajay Autos +91 9988678145 0164-2235608; 5000376 | Gurdaspur Ajit Motors +91 9855152204 01874-501644 |
| Bhawanipatana Shyamkrishna Mart pvt ltd +91 9040350293 8763130236 | Rourkela The Agents & Distributors +91 9937007971; 9238111010; 0661-2511223 | Amritsar Jaycee Motors Corporation +91 9780038349 +91 9780038078 | Bhatinda - Mansa Road Krishna Automobiles +91 8725086888 0164-2212802 | Hamirpur Parkash Royal Automobiles +91 9418458483 01972-258483 |
| Cuttack Shree Hanuman Automobiles +91 8342039286; 9438429957 0671-2586630; 9853265588 | Sambhalpur Sreyasri Motors +91 9040015355; 9437030055; 9040015359 0663-2115355 | Barnala Megan Autos +91 9878120088 +91 9878120033 | Faridkot Baba Farid Automobiles +91 9780247048; 9872409626 01639-251343 | Hoshiarpur Lagwal Automobiles +91 9256514321 01882-238586 |
| Jaipur Road Birendra Motors +91 9078886306 | PONDICHERRY | Batala Moon Autos +91 9988355955 01871-222278 | Fazilka Aman Auto Zone +91 9988700765; 9814667900 | Jalandhar - GT Road Fateh Autos +91 9417231123 0181-2632880 |
| Jeypore Golden Motors +91 9439355473; 9437024187 | Pondy Rooster Automobiles +91 8940422422 0413-2355336 | Begowal S.S.Motors +91 9814399532 | Ferozepur Royal Hut +91 8437312364 01632-242567 | Jalandar - SatlujMarket Navyug Motors +91 9915630535; 9878785796 0181-4627998 |

AUTHORISED DEALERS

| PUNJAB | PUNJAB | PUNJAB | PUNJAB | PUNJAB |
|--|---|--|--|---|
| Jalandar - G.T.Road Navyug Motors +91 9878785796 0181-4627998 | Ludhiana - Jodhewal Shree Dadu Dayal Automotive +91 8728092401 0161-5040405 | Mohali Manmohan Motors +91 9216267888; 9988317366 0172-6527366; 6527367 | Nakodar (ASP) Bhagwati Automobiles +91 9357242788 +91 9041522970 | Patiala - Sirhind Road Gurukirpa Motors +91 9779222225 |
| Kapurthala Innovative Automobiles +91 9357254736 01822-233011 | Mahilpur (ASP) Mahilpur Motors +91 9417354423 | Morinda Morinda Motorcycle Centre +91 8427242324 0160-2630357; 2630072 | Nangal Nangal Motors +91 8283829760; 9878667432; 01887-229160 | Phagwara Khalsa Automobiles +91 9463138303 01824-270081 |
| Khanna Kishori Automobiles +91 9872030903; 8591525575; 01628-503868 | Malerkotla Om Automobiles +91 9814404513; 8054944713 01675-262113 | Mukherian Lagwal Motors +91 8699982680 | Nawanshahar HS Enterprises +91 9417654888; 8146091105; 01823-221194 | Ropar Garcha Automobiles +91 9464752267 01881-228137 |
| Ludhiana - Dholewal - GT Road Sant Motors +91 8968296020 0161-5012647 | Mansa Ganpati Motors +91 9779850001 01652-236899 | Muktsar Deep Autos +91 8566926850 0163-3510390 | Pathankot Cashmir Sales Corporation +91 9417412884 0186-2220148; 2224672 | Sangrur Verma Automobiles +91 9888836998 01672-223273 |
| Ludhiana - Gurudev Nagar - ferozpur Road Barnala Automobiles(Jagroan) +91 9780014995 0161-2424114; 2426209 | Moga Bikram Sales Corporation +91 9855914072 01636-227777 | Nabha Partap Automobiles +91 9815001739; 9815001740 9872605400 | Patiala - Rajpura Road Sukhdev Automobiles +91 9876103017 0175-2305721 | Sultanpur Lodhi Dalbir Motors +91 9814679432 01828-223634 |

AUTHORISED DEALERS

| PUNJAB | RAJASTHAN | RAJASTHAN | RAJASTHAN | RAJASTHAN |
|---|---|---|--|---|
| Tanda Sandeep Automobiles +91 9914554304 01886-502398 | Banswara Veer Autolinks +91 9001406681 02962-254135 | Chittorgarh Manglam Motocorp +91 7737094370 01472-297018 | Jaipur (ASP)-Sudershan Pura JMS & Co +91 7737009665; 9460345047; 0141-2211047 | Nagaur D.D.Autotech +91 9828943737 01582-243006 |
| Taran Taran Chhabra Auto Agencies +91 9815213148 +91 8528180632 | Barmer Devrath Motors Pvt. Ltd +91 8107381111; 9549657080 02982-224381 | Churu Churu Balaji Motors Pvt Ltd +91 9649777777 01562-253777 | Jhunjhunu Balaji Motors +91 7733022411 01592-231061 | Pali RMD Motors +91 9829285357 0293-2227151 |
| Zirakhpur Garg Auto zone +91 8427656388 | Bharatpur Khusali Motors +91 9414944972 | Hanumangarh Udai Motors +91 9772780001 01552-226266 | Jodhpur Shree Rajpurohit Automobiles +91 9001744442 0291-2980473 | Sikar Apoorva Motors +91 9314237183 01572-245830 |
| RAJASTHAN | | | | |
| Ajmer Jogbala Motors Pvt Ltd. +91 9829072298 0145-2787666 | Bhilwara Soni Automobile +91 8233416700 011 27921311; 65902249 | Jaipur - Govind Marg Rajesh Motors (Raj.) Pvt Ltd. +91 9521125125; 9414064864 | Kota Mundra Motors Pvt. Ltd. +91 9352602347 0744-2361264 | Sriganganagar National Motors +91 9414211956 0154-2444200 |
| Alwar R.S. Motors +91 8696900842; 9785999998, 0144-2738248 | Bikaner Bikaner Bikes Pvt Ltd +91 9529269924 0151-2251345 | Jaipur - Tonk Road Aditi Motors +91 9829822722 0141-2700224 | Kotputli Shree Motors +91 9468768300; 9116011113; 2912980473 | Udaipur Voyage Motors +91 9799144460 0294-2460104 |

AUTHORISED DEALERS

| TAMILNADU | TAMILNADU | TAMILNADU | TAMILNADU | TAMILNADU |
|--|---|--|---|--|
| Arani Akan Agency +91 9751502221 +91 7845330209 | Chennai - Broadway Balaji Motors +91 9962997975 | Chennai - Kelambakkam Vardhan Motors +91 9092604446 +91 9092604447 | Chennai - Pallikaranai Sri Venkateswara Bike Zone +91 8681863330 044-65655222 | Cuddalore Rooster Automobiles +91 9791322822 04142-227788 |
| Chengalpattu-GST Road Shiv Sholai motors +91 9500008699 +91 9786177477 | Chennai - Chrompet The Legend Motors +91 7299042018 044-49595867; 22410272 | Chennai - OMR, Perungudi Royal Enfield Company store +91 8939958655 044 - 42607777; 42607555 | Coimbatore - Hope College, Peelamedu Royal Enfield Company Store +91 9655999844 0422-6067006; 6067007 | Dharmapuri S.M.Motors +91 7373778259, 9994852482; 04342-288123 |
| Chennai - Ambattur Classic Motorcycles +91 9940063306 044-42180206 - 45080207 | Chennai - Greams Road Sri Velavan Motors +91 8754553411; 8754553404 044-42076898 | Chennai - Purasaiwalkam I Speed Motors +91 9094633712 044 45588047 | Coimbatore - Sai Baba colony Sheriff Motors +91 9597310101 0422-4210101 | Dindigul Rajendra Automobiles +91 965933433, 8508678333 0451-2431850 |
| Chennai - Anna Nagar Southern Motors +91 9841277990 044-26264686 | Chennai - Jafferkanpet Sreehita Auto Zone +91 7338819603; 04; 05 044-65906590; 591 | Chennai - Red Hills AKG Motors +91 9597082578 044-26322063 | Coimbatore - Trichy Road, Kothari Layout BullMenn Motors +91 9514555510; 7092900000; 7092900000 | Erode Senthil Murugan Auto Agencies +91 8220048567 +91 9790030003 |
| Chennai - Alapakkam Sri Velavan Motors +91 7299405000; 7299705000;7299709999 044-24761902 | Chennai - Kattupakkam Aravinduja Motors Private Limited +91 8939804335 044-45554888 | Chennai - Tondiarpet Balaji Motors +91 9087521116 044-25910104; 25910105 | | Hosur Sri Saravana Motors +91 9543813032; 8220013432 04344-244030/ 244031 |

AUTHORISED DEALERS

| TAMILNADU | TAMILNADU | TAMILNADU | TAMILNADU | TAMILNADU |
|---|--|---|---|---|
| Hosur (ASP) - Seetharam Nager Sri Manjunatha Bullet Garage +91 9894955499; 9940909908 0434-4314114 | Kumbakonam A.V. Motors +91 7598707783; 7598707785 0435-2415286 | Namakkal Royal Annanmar +91 8883114777 04286-277557 | Thanjavur JAF Associates +91 7867019836; 7867019831 | Tirupur Bikerz +91 7502387000 +91 9842187000 |
| Kanchipuram Jet Blaze Motors +91 9629032223; 9894538176 | Madurai - KK Nagar Madras Motors +91 9976755111 0452-2585686 | Pollachi Bharat Motors +91 9715222600 +91 9843345461 | Theni Coral Moto Hub +91 9500739686 9698933000 | Trichy - Annamalai Nagar Karur road Oxina Motors +91 8056455577 7402718502; 7402718514 |
| Karaikkudi Neha Motors +91 7373097717 | Madurai - Kazhavasal, Theni main road Classic Motors +91 9629023344 0452-2667875 | Salem - Four Roads Chamundi Enfield +91 8098611999; 8098559999 0427-2414100 | Thiruvannamalai AKAN Agency +91 9843033861 04175-233377 | Vellore Sri Kalikambal Autos +91 8508536771 0416-2245505 |
| Karur Murugan Motors +91 9500955950; 9543255950; 0432-4329950 | Madurai - Simmakal, Workshop Road G.G. Motors +91 8012688444 0452-2342007 | Sivakasi Sri Scorpion Racers (P) Ltd +91 7373059701 0456-2231303 | Thoothkudi Charles Motors +91 9944723062 0461-2321636 | Karaikal Rooster Automobiles +91 7639001047 0436-8228800 |
| Krishnagiri Sree Maruthi Motor & Auto Service +91 9159566613 , 9159566615; 0434-3232512 | Nagercoil Chandra Motors +91 8973886699 04652-236477 | Thiruvallur Gap Motors +91 8939983660 +91 8939983662 | Tirunelveli DG Motors +91 9486729010 0462-2970031 | Villupuram Rooster Automobiles +91 8489144744 04146-222279 |

AUTHORISED DEALERS

| TELANGANA | TELANGANA | TELANGANA | TELANGANA | TELANGANA |
|---|---|---|--|--|
| HYDERABAD & SECUNDARABAD Hyderabad- Banjara Hills VVC Automobiles +91 7842883883 | Hyderabad-PJR Nagar, Gachibowli road Go Green Motors India Pvt. Ltd 040-64646303 040-64626265 | Hyderabad-Zafferguda, Mehidipatnam Venkataramana Automobiles Pvt Ltd +91 7660008132; 9100087519, 040-23514551 | Karimnagar-CVNR Road Quality Motors +91 9030775252 | Miryalguda Sri Lakshmi Pavan Automotives +91 9666660606 |
| Hyderabad-Bowenpally, Suchitra SVR Motors and Engineering +91 8885023360; 8885023350 040-40116336 | Hyderabad-Prasanth Nagar,vanasthalipuram Taurus Motors +91 8125828787 040-29804755 | Secundarabad-Begumpet Kayjee Engineers +91 9246113133 040-27907444 | Khammam Royal Automotives +91 9963886789 +91 8297536789 | Nalgonda Vijayalakshmi Automotives +91 8885966627 8885966687 |
| Hyderabad-Erragada Royal Enfield Company Store +91 9989055856; 7093190003; 7416783025 040-23701235; 23702255 | Hyderabad-Ramachandrapuram, BHEL Go Green Motors India Pvt. Ltd +91 8712126622 040-69996644; 69996622 | Secundrabad- Neredmet Orange International +91 8121091210 040-64449494; 3434 | Kothagudam Royal Motors +91 8297616789 +91 8297626789 | Nizamabad KY Motors +91 8885198222 08462-236882 |
| Hyderabad-Himmayat Nagar Jayasree Automotives +91 9010183555 +91 9010752555 040-65169666 | Hyderabad-Saraswathi Nagar, Uppal Royal Engineers +91 9885051755 040-64241755 | Secundarabad-Opp-KIMS Hospital, Ranigunj Kayjee Engineers 040 - 64533839 | Mahabub Nagar Harshithh Automotives +91 7660022336; 7660022334 | Warrangal-Hanamkonda Quality Automobiles +91 9030775252 +91 9030775164 |
| | | Karimnagar-Bye pass Road Quality Motors +91 9966173000 0878-6509993 | Mancherial J V Aryan Motors +91 8179356458 +91 8297388775 | |

AUTHORISED DEALERS

| TRIPURA | UTTARKHAND | UTTARKHAND | UTTAR PRADESH | UTTAR PRADESH |
|---|--|--|--|---|
| Agartala XED Motorcycles +91 8415951975 0381-2341098 | Haridwar Prem Auto Enterprises +91 9927994477 01334-250242; 253242 | Rudrapur Brar Motors +91 9219445699 05944-2473127 | Allahabad - Bai Ka Bagh Vrindavan Automotive +91 7860352786; 7860383786 0532-2417021 | Bareilly Suri Sales (P) Limited +91 9359108047 7351007963 0581-2543334 |
| UTTARKHAND | Kashipur Batra Enterprises +91 9837336026 05947-277207 | UTTAR PRADESH | Allahabad-Kamla Nehru Hospital Jay Pee Motors +91 7705907327; 7328; 7329 0532-6061002;1003 | Basti New India Merchant +91 9532211786 554 2281483 |
| Dehradun - Karanpur Road Ahuja Enterprises +91 9927532535 0135-2659082 | Pithoragarh (ASP) Sai Automobiles +91 9412981042 05964-225786 | Agra - Baluganj Shambhavi Automotive Engineers +91 8057400022 0562-2260444 | Azamgarh Amit Motors +91 9415795792 +91 9415103787 | Bijnor Chaudhary Motors +91 8958994499 01342-264455 |
| Dehradun - Saharanpur Road - Niranjanpur Allied Auto Agencies +91 9690777771 0135-2623487 | Rishikesh (ASP) Ranjeet Motorcycles +91 9897548171; 9897113728, 0135-2434171 | AGRA-Guru Ka Tal-NH 2 Agra Royals +91 9837004872; 9997023456 0562-6888846 | Badaun Omkar Motors +91 9412427289 9520330305 | Bulandshahar Santhosh Enterprises +91 9760415515 05732-231326 |
| Haldwani Suri Sales (P) Limited +91 7351007972 05946-210768 | Roorkee Goswami Automobiles +91 9897238608 01332-277477 | Aligarh Maindola Royal Enfield +91 9319144044 0571-3292464 | Barabanki G.R & Company +91 7706911346; 7706911342 | Deoria Suprem Motors +91 9628755557 05568-229624 |

AUTHORISED DEALERS

| UTTAR PRADESH | UTTAR PRADESH | UTTAR PRADESH | UTTAR PRADESH | UTTAR PRADESH |
|---|---|--|--|---|
| Etawah V P Motors +91 9719530742 +91 9568013104 | Ghazipur Shri Sai Chandra Automobiles +91 9415881073 | Kanpur Sareen Motors +91 9389629521 0512-2540484 | Lucknow - Alambagh Shreya Auto World Pvt. Ltd. +91 8400400842; 850 0522-4037677; 4041033 | Meerut - Jagriti Vihar Moto Riders +91 8476900096 0121-4000511 |
| Faizabad Chawla Riders +91 9628140004-07 0527-8265077/78 | Gonda Style N Passion +91 9125411110 | Kanpur-Khalasa Line Sareen Motors +91 7705905138; 8799414243 8303220224 | Lucknow - Jankipuram Royal Motor works +91 7607777396 522 4078111 | Meerut - West rithani Nutech motors +91 7088714714 0121-440111 |
| Farrukhabad Ankur Auto Agencies +91 9415124921 +91 7678874000 | Gorakhpur Shiv Motors (A Unit of Pardeshi Zigwheels Pvt. Ltd.) +91 9559005759 0551-2230014 | Kanpur S.S Automobiles +91 7705006411 | Maharajganj RK Motors +91 9161274582 | Moradabad Akanksha Autozone Pvt Ltd. +91 7060007905 0591-6055999 |
| Fatehpur K S Auto Sales +91 9616519248 05180-221223 | Jaunpur Aditya Motors +91 9196128730; 9839216882 0545-2264047 | Lakhimpur Kheri Shree Vinayak Motors +91 9554155999 0587 2277734 | Mathura Aryaman Enterprises +91 9675303059 +91 8392916221 | Muzaffar Nagar Harivansh Auto Agency +91 9219440446; 8979298645 0131-2646477 |
| Firozabad Emerald Automobiles +91 9219439555 +91 9219439444 | Jhansi Triveni Enterprises +91 9415059809 0510-2481007; 2380007 | Lucknow (ASP) Amafh Bullet Centre +91 9415018786 0522-4074200 | MAU Chandra Motors +91 9450189107 0547-2860555 | Nazibabads Agarwal Tractor & Parts +91 9927030546; 9837072868 01341-220252 |

AUTHORISED DEALERS

| UTTAR PRADESH | UTTAR PRADESH | WEST BENGAL | WEST BENGAL | WEST BENGAL |
|--|---|---|--|---|
| Padrauna Cantech Automobiles +91 9838719444; 7705803777; 05564245959 | Unnao Raj Auto World +91 7080903700 0515-2831098 | Barasat-24 Parganas The Country Motors +91 9051506523 033-654 04510 | Durgapur R.H. Automobiles Pvt.Ltd. +91 9748402629 | Kolkata - Chowrangee chowk Austin Distributors Pvt. Ltd +91 8420046876 033-65552077; 40721010; 60505574 |
| Pratapgarh Shaurya Enterprises +91 9554433888; 9918601126; 1127 | Varanasi - Maldahiya Khurana Automobiles +91 8934965655 0542-2207532; 2207618 | Baruipur-24 Parganas Austin Distributors Pvt. Ltd 033-65556611 | Howrah Apollo Coaches (P) Ltd +91 9903800400 033-32971712; 32902346 | Kolkata - Nowa para Kolkata Bike Zone 91 9674029373 033-40082380 |
| Raebareli Sushma Motors +91 9455502987 | Varanasi - Maqbool Anand road One Place Automobiles Pvt. Ltd. +91 7753888536; 7753888522, 0542-2508385 | Berhampore Maxwheel Motors +91 9233330208 03482-224227 | Howrah Apollon Motors LLP +91 9804321122 | Kolkata-Sarat Bose road Shah Distributors (Auto Division) +91 9830477788 033-22814242 |
| Saharanpur Sachdeva Enterprises +91 8445577933 0132-2680680 | WEST BENGAL | Burdwan Sri Ram Automobiles + 91 9800365544; 9002450705 | Kharagpur Jain Motors +91 9476481717 +91 9434692778 | |
| Sultanpur Asia Royal Motors +91 9935185230 05362-227777 | Asansol SG Automobiles +91 8170030003; 8170030004 | Dankuni-Hooghly Universal Traders +91 9883069797 | Kolkata - Anandapur Royal Enfield Company store +91 9874852522 033-40060206 / 0209 | |

AUTHORISED DEALERS

| WEST BENGAL | WEST BENGAL | | | |
|---|--|--|--|--|
| Kolkata - Shakespeare Sarani East India Agro Indus. Pvt. Ltd +91 9874977006 033-22824400; 22823300; 22903370 | Siliguri - Matigara Riders Corner +91 9002223222 | | | |
| Krishna Nagar Royal Automobile +91 8629961089 | Siliguri - 2nd Mile Sevoke Road Siliguri Distributors +91 9775633225 0353-2778873; 2547457 | | | |
| Malda Speed Wheels +91 9735586333 | Titagarh Bishnu Oil Company +919874839911; 9051365511 033-25833353 | | | |
| Midnapore Sri Sai Auto mart +91 9434043691 03222-275999 | | | | |
| Raiganj Kalyani Solvex Pvt. Ltd. +91 9775517444 03523-253016 | | | | |

PARTS STOCKIST DISTRIBUTOR

| | | | | |
|--|--|---|--|---|
| Andhra Pradesh Vijayawada Cyber Automobiles Pvt. Ltd +91 9959615806 | Gopalganj Shri Harishankar Motors +91 9771880938 06156-223956 | Margoa Saini Motors +91 8308808290 0832-2740343; 2740345 | JAMMU & KASHMIR Jammu Yahoo Technocra +91 9419191241 | Bangalore Fixwheel Motors +91 9845949127 |
| Assam Guwahati Chirag Enfield +91 8136051810 0361 2670293 | Patna Moto Spares Pvt.Ltd +91 9097577727 | GUJARAT Ahmedabad Shreeji Auto Traders +91 9173170931; 9724722282 | JHARKHAND Hazaribagh Riders Point +91 9234343422 | Kolar Jagadamba Automobiles +91 9972522111 +91 9066983741 |
| Guwahati Pawan Automobiles +91 9864045473 | CHANDIGARH Chandigarh Manchanda Autos +91 9915047010; 9988994000 0172-2630263 | JamNagar New Chandra Motor Cycle House +91 9824211699 | Jamshedpur Royal Auto Syndicate 72502-22283 | KERALA Aluva Marikar Motors Ltd +81 9894744880 |
| Jorhat Achharsingh Royal +91 9707522666 | CHATTISGARH Raipur Nagorao Auto Engg Works Pvt. Ltd. +91 9165878692 | HARYANA Ambala Royal Motors 0171-2545795 | Ranchi Sri Nivas Automobiles +91 7763801824 | Calicut Luha Automotives +91 7025106888 0495-2333533 |
| BIHAR Biharshariff PNN Automobile +91 9135620008 | GOA Mapusa Shauna Auto Agencies +91 8326520712 | Bhiwani Sheoran Automobiles +91 7056732216 01664-252216 | Zittau Arjun Automobiles +91 7282820788 +91 8935849216 | Ernakulam JR & Sons +91 9447063679 |
| Chapra Supriyam Automobiles +91 9128739999 06152-242999 | | | KARNATAKA Bangalore Cyber Automobiles Pvt. Ltd +91 9448473078 | Kochi Bhavani Auto Distributors +91 8086078173 |

PARTS STOCKIST DISTRIBUTOR

| | | | | |
|--|--|---|---|--|
| Trivandrum Subha Auto Wares +91 9446562640 | Nagpur Siddarth Spares +91 9373195554 | PUNJAB Amritsar Gee Ess Enterprise +91 9878930900 | Erode Senthilmurugan Auto Parts +91 9894756567 | Lucknow-Transport Nagar Moped House Pvt.Ltd +91 9696202669; 8795444497 |
| MADHYA PRADESH | Pune Planet Spares +91 9371005335 | Ludhiana Amrik Singh & Co. +91 9915069033 | Madurai Senthilmurugan Auto Parts +91 9500786567 | Lucknow Varma Auto Sales +91 9335207393 |
| Indore Royal Ventures +91 9589541950 | Pune Shree Spares +91 9822377709 | RAJASTHAN Jaipur-Indra Bazar Shubham Agencies +91 9680465973 | TELANGANA Hyderabad Cyber Automobiles Pvt. Ltd +91 7702143186 | UTTARAKHAND |
| Jabalpur Bhawani Automobiles 094243-05880 | New Delhi Kinematics Mktg (P) Ltd. +91 9654787802 011-41545025 | Jaipur-Transport Nagar Shubham Agencies +91 9414067766 | UTTAR PRADESH Ghaziabad Indian Automobiles +91 9999916346; 9899288337 | Dehradun Anamika Enterprises +91 9897615836 |
| MAHARASHTRA | ORRISA | TAMILNADU | Kanpur Sareen Motors +91 9389629505 | WEST BENGAL |
| Aurangabad Vinod Agency +91 9823336611 | Bhubaneshwar Orissa Marketing Services +91 9437033935 | Chennai Cyber Auto Parts +91 7358768669 | Lucknow-Kaiserbagh Moped House Pvt.Ltd +91 7408555502 0522-4108704 | Kolkata Auto Marketing Agencies +91 9830325490 033-22360642; 22360643 |
| Mumbai Rajkamal Auto & Scooter Spares +91 98333985931 | Cuttack Bullet Plus +91 9437037590 | Chennai Popular Motors Cycle Company +91 9698444568 044-43435365; 43435364 | | Siliguri Goyal Royal Spares +91 9434063334 |
| Mumbai Ram Motor Cycle Co. +91 9920748891 022-27700394 | | | | |

NOTES



MOTORCYCLE INSTALLATION FORM

| | | | | | | | | | | | | | | | | | | | | | |
|-------------------------|--|--|--|--|--|--|--|--|--|--|----------------------------|--|--|--|--|--|--|--|--|--|--|
| Dealer's Name | | | | | | | | | | | Date | | | | | | | | | | |
| Place of Dealership | | | | | | | | | | | Dealer Code | | | | | | | | | | |
| Engine No. | | | | | | | | | | | Coupon No. | | | | | | | | | | |
| Chassis No. | | | | | | | | | | | Installation Date. | | | | | | | | | | |
| Customer's Name | | | | | | | | | | | Taluk | | | | | | | | | | |
| Door No. & Street | | | | | | | | | | | State | | | | | | | | | | |
| Village / Town | | | | | | | | | | | STD Code | | | | | | | | | | |
| District | | | | | | | | | | | Telephone Residence | | | | | | | | | | |
| Pin Code | | | | | | | | | | | Motorcycle Regn. No. | | | | | | | | | | |
| Telephone Office | | | | | | | | | | | Invoice No. | | | | | | | | | | |
| E-mail address : if any | | | | | | | | | | | Delivery Note / Advice No. | | | | | | | | | | |

| Age in Years | | | | Monthly Household Income | | | | Expected Average KMs Per Day | | | | Mode of Purchase | | | | | | |
|--------------|-------|--|--|--------------------------|-------|--|--|------------------------------|-------|--|--|--------------------|------|--|--|---------------------------|-------|--|
| 18-20 Yrs | AG 01 | | | 36-40 Yrs | AG 05 | | | Below Rs. 10,000 | ME 01 | | | Lesser than 10 KMs | KM01 | | | Cash | MP 01 | |
| 21-25 Yrs | AG 02 | | | 41-45 Yrs | AG 06 | | | Rs. 10,000-20,000 | ME 02 | | | 11 - 30 KMs | KM02 | | | Bank Finance | MP 02 | |
| 26-30 Yrs | AG 03 | | | Above 45 Yrs | AG 07 | | | Rs. 20,000-50,000 | ME 03 | | | 13 - 15 KMs | KM03 | | | Organised Company Finance | MP 03 | |
| 31-35 Yrs | AG 04 | | | | | | | Above Rs. 50,000 | ME 04 | | | Above 50 KMs | KM04 | | | Local Finance | MP 04 | |
| | | | | | | | | | | | | | | | | Loan from friends | MP 05 | |

| Educational Qualification | | | | Profession | | | | | | | |
|---------------------------|-------|--|--|------------|-------|--|--|-------------------------------------|-------|--|--|
| 10th - 12th | CQ 01 | | | BE | CQ 05 | | | Private Company Employee | CP 01 | | |
| Diploma | CQ 02 | | | MBBS | CQ 06 | | | Government Employee | CP 02 | | |
| Graduate | CQ 03 | | | CA | CQ 07 | | | Sales Representative | CP 03 | | |
| Post - Graduate | CQ 04 | | | MBA | CQ 08 | | | Bank / Insurance Employee | CP 04 | | |
| | | | | | | | | Software Engineer or IT / ITeS Emps | CP 05 | | |
| | | | | | | | | Public Sector Employee | CP 06 | | |
| | | | | | | | | Farmer / Agriculturist | CP 07 | | |
| | | | | | | | | Student | CP 08 | | |
| | | | | | | | | Contractor | CP 09 | | |
| | | | | | | | | Small Trader / Shopkeeper | CP 10 | | |
| | | | | | | | | Businessman | CP 11 | | |
| | | | | | | | | Doctor | CP 12 | | |
| | | | | | | | | Lawyer | CP 13 | | |
| | | | | | | | | Engineer | CP 14 | | |
| | | | | | | | | Chartered Accountant | CP 15 | | |
| | | | | | | | | Others (Please mention) : | CP 16 | | |

| Purpose of use | | | |
|---|------|--|------|
| Family Motorcycle | P 26 | To Commute Res-College | P 31 |
| Personal Motorcycle | P 27 | To carry load business | P 32 |
| To move around / as part of work / Business | P 28 | To go around with friends | P 33 |
| | | No Specific Purpose / Received as Gift | P 34 |
| Commute Between Residence and Office | P 29 | For long distance/ leisure rides only | P 35 |
| To run Family Errands | P 30 | Any other | P 36 |

| Usage Road Type | | | |
|---------------------------|--|-------|--|
| Hilly Road | | RT 01 | |
| Plain Road | | RT 02 | |
| Kutcha Road | | RT 03 | |
| Highways Road | | RT 04 | |
| City Road Congested | | RT 05 | |
| City Road Non - Congested | | RT 06 | |
| Mixed type of Road | | RT 07 | |

| | |
|---|-------|
| What was the major reason in deciding to purchase Royal Enfield's Motorcycle? | |
| Riding Comfort | SP 01 |
| Stability | SP 02 |
| Safety | SP 03 |
| Loading carrying Capacity | SP 04 |
| Image / Status | SP 05 |
| Fuel Consumption | SP 06 |
| Suggested by Friends | SP 07 |
| Suggested by Local Mechanics | SP 08 |
| To Cover Long Distance | SP 09 |

Have you visited Royal Enfield website? Yes ☐ No ☐

For Office use- only

Motorcycle Installation Form (MIF) No.

What Motorcycle do you own now?

Motorcycle

| | | | | | | | |
|--------------------------------|-------|---------------------------|-------|--------------------------------|-------|---------------------------------|-------|
| First Time Two - Wheeler Buyer | FB 01 | HERO HONDA / HERO | | Yamaha SS 125 | EY 13 | Bajaj Pulsar 200 / 220 | BA 15 |
| ROYAL ENFIELD | | HH CD 100 / CD 100 SS | HH 01 | Yamaha SZX | EY 14 | Ninja 250R | BA 16 |
| Royal Enfield Bullet 350 (CI) | RE 01 | HH Sleek | HH 02 | Yamaha SZR | EY 15 | Ninja 650R | BA 17 |
| Royal Enfield Bullet DLX | RE 02 | HH Splendor | HH 03 | Yamaha FZ16 | EY 16 | KTM Duke | BA 18 |
| Royal Enfield Bullet Campus | RE 03 | HH Street / DLX | HH 04 | Yamaha FZS | EY 17 | TVS - SUZUKI / TVS | |
| Royal Enfield Machismo | RE 04 | HH CBZ Drum / Disc / ES | HH 05 | Yamaha Fazer | EY 18 | TVS - Suzuki Max 100 | TS 01 |
| Royal Enfield Machismo A350 | RE 05 | HH Passion | HH 06 | Yamaha YZF - R15 | EY 19 | TVS - Suzuki Max 100 R | TS 02 |
| Royal Enfield Lightning | RE 06 | HH Ambition 125 / 135 | HH 07 | Yamaha Enticer | EY 20 | TVS - Suzuki Samurai | TS 03 |
| Royal Enfield Lightning 535 | RE 07 | HH Super splendor | HH 08 | Yamaha Above 500 cc | EY 21 | TVS - Suzuki Shogun | TS 04 |
| Royal Enfield Electra 4S | RE 08 | HH Splendor Plus / NXG | HH 09 | KINETIC | | TVS - Suzuki Shaolin | TS 05 |
| Royal Enfield Electra 5S | RE 09 | HH Hunk / Extreme | HH 10 | Kinetic KA 80 | KE 01 | TVS - Suzuki Fiero / ES | TS 06 |
| Royal Enfield Thunderbird (LB) | RE 10 | Hero Ignitor | HH 11 | Kinetic K4 100 | KE 02 | TVS Sport | TS 07 |
| Royal Enfield Bullet 350 UCE | RE 11 | Hero Impulse | HH 12 | Kinetic Challenger | KE 03 | TVS Star City / DLX | TS 08 |
| Royal Enfield Electra UCE | RE 12 | Hero CD Dawn / DLX | HH 13 | Kinetic GF Laser / 125 / 150 | KE 04 | TVS Max 4R | TS 09 |
| RE Thunderbird Twin Spark | RE 13 | Hero Splendor Pro | HH 14 | Kinetic Aquila | KE 05 | TVS Jive | TS 10 |
| Royal Enfield Classis 350 | RE 14 | Hero Passion Pro | HH 15 | Kinetic Stryker | KE 06 | TVS Flame SR / DS | TS 11 |
| Royal Enfield Classis 500 | RE 15 | Hero Glamour | HH 16 | Kinetic Boss | KE 07 | TVS Apache / RTR | TS 12 |
| SUZUKI MOTORCYCLE | | Hero Achiever | HH 17 | Kinetic Velocity | KE 08 | TVS Victor / GLX / GS | TS 13 |
| Suzuki GW 250 | SM 01 | Hero CBZ Xtreme | HH 18 | Kinetic Comet | KE 09 | LML | |
| Suzuki Slingshot | SM 02 | Hero Karizma / ZMR | HH 19 | BAJAJ | | LML Energy / FX | LM 01 |
| Suzuki GS 150R | SM 03 | | | Bajaj M80 / Major | BA 01 | LML Adreno / FX | LM 02 |
| Suzuki Heat | SM 04 | ESCORT YAMAHA / YM | | Bajaj KB 100 / RTZ | BA 02 | LML Freedom DX / Prima / Topper | LM 03 |
| Suzuki Zeus | SM 05 | Escort Rajdoot | EY 01 | Bajaj 4S Champion | BA 03 | LML Graptor / Beamer | LM 04 |
| Suzuki Above 500 cc | SM 06 | Escort Ace | EY 02 | Bajaj KB 125 | BA 04 | | |
| HONDA MOTORCYCLE | | Escort Yamaha RX 100 | EY 03 | Bajaj Boxer AT & CT | BA 05 | MAHINDRA | |
| Honda Dream Yuga | HM 01 | Escort Yamaha RX 135 | EY 04 | Bajaj Caliber / SM | BA 06 | Mahindra Stallio | MA 01 |
| Honda CB Twister | HM 02 | Escort Yamaha RXZ | EY 05 | Bajaj Acer 100 | BA 07 | Mahindra Macho | MA 02 |
| Honda CB Shine | HM 03 | Yamaha RX135(S5) | EY 06 | Bajaj Pulsar 150 / 180 | BA 08 | | |
| Honda CBF Stunner | HM 04 | Yamaha YBX | EY 07 | Bajaj Eliminator | BA 09 | | |
| Honda CB Unicorn | HM 05 | Yamaha YD 125 | EY 08 | Bajaj Cageva CRX 3 | BA 10 | | |
| Honda CB Unicorn Dazzler | HM 06 | Yamaha Crux | EY 09 | Bajaj Avenger | BA 11 | | |
| Honda CBR 150R | HM 07 | Yamaha Libero | EY 10 | Bajaj Platina 110/ 125 | BA 12 | | |
| Honda CBR 250R | HM 08 | Yamaha Gladiator | EY 11 | Bajaj Discover 100 / 125 / 150 | BA 13 | | |
| Honda Above 500 cc | HM 09 | Yamaha YBR 110 / 125 | EY 12 | Bajaj Pulsar 135 | BA 14 | | |

Scooters

| | | | | | | | | | | | |
|-----|-------|--------|-------|---------|-------|---------|-------|------|-------|--|--|
| LML | SC 01 | Bajaj | SC 02 | Kinetic | SC 03 | Piaggio | SC 04 | Hero | SC 05 | | |
| TVS | SC 06 | Suzuki | SC 07 | Honda | SC 08 | Yamaha | SC 09 | | | | |

Mopeds

| | | | | | | | | | | | |
|---------|-------|---------------|-------|---------|-------|-----------|-------|--|--|--|--|
| Bajaj | MD 01 | TVS | MD 02 | Escorts | MD 03 | Hero Puch | MD 04 | | | | |
| Kinetic | MD 05 | Hero Majestic | MD 06 | Avanti | MD 07 | | | | | | |

| | | | | | | | | | |
|---------------------|-------|-----------------------|-------|--------------------|-------|--------|-------|--|--|
| Car (Below 1000 cc) | CR 01 | Car (1000 to 2000 cc) | CR 02 | Car (Above 2000cc) | CR 03 | Others | OT 01 | | |
|---------------------|-------|-----------------------|-------|--------------------|-------|--------|-------|--|--|

The reason I have booked and willing to wait for a Royal Enfield is

I would rate my experience in this counter as-

| TICK THE OPTION MOST SUITABLE | Definitely Agree | Agree | Maybe | Disagree | Definitely Disagree | TICK THE OPTION MOST SUITABLE | Excellent | Good | Could be better | Not good | Extremely Bad |
|---|-------------------------|--------------|--------------|-----------------|----------------------------|---|------------------|-------------|------------------------|-----------------|----------------------|
| Because it is my dream Motorcycle since childhood. | | | | | | Attitude and Capability of people. | | | | | |
| There is no other 350cc Motorcycle. | | | | | | Test ride. | | | | | |
| This kind of styling is not available on any other Motorcycle | | | | | | Communication during waiting period. | | | | | |
| Because this is a Royal Enfield am willing to wait. | | | | | | Ease of booking and other formalities. | | | | | |
| Other Reasons. | | | | | | Motorcycle delivery and information given | | | | | |

Customer's Signature & Date

Dealer's Signature & Rubber Stamp Seal

Format No. F/14A/CS/03, Sep 2012 DLR/CS Copy



PRE-DELIVERY INSPECTION - CONTINENTAL GT - 535CC

| | | | | | | |
|---|----|--|--------------------------|--|---------------|----------------|
| Model : | | | | Chassis No. : | | |
| Dealer's Name : | | | | Engine No. : | | |
| Location: | | | | Battery Number : | | |
| Colour : | | | | Key Number : | | Date of PDI : |
| Battery Make : | | | | Tyre Number : | Front : | Rear : |
| Aggregate | | Area | Defect Code | Measure | Defect | Remarks |
| Ch. No. / Engine No. | 1 | Engine / Motorcycle Number Details | DF | Same | | |
| Connect Battery / Check Voltage | 2 | Battery Charging | D / NC / L | 12 .6V BATTERY(Static) | | |
| Engine Oil | 3 | Replace oil & oil filter / Check Oil level (Loose three Drain Bolts) | EO - (Drained Oil Level) | 2.5 Litres (Capacity is 2.75 Litres)-Loose three Drain Bolts to Drain Oil | | |
| | 4 | Clean Oil Strainer | - | Clean | | |
| Lock Operation | 5 | Ignition Cum steering/ Side cover Lock / Fuel Tank Lock | H / LF / NW | Same | | |
| Petrol | 6 | Fill Petrol | - | 2.5 Litres | | |
| Front Wheel | 7 | Caliper Mtg BOLT | LF(Hand Loose) | 2.7 to 3 .3 Kgm | | |
| | 8 | Front Disc Brake | SG /RB | | | |
| | 9 | Front Wheel Rotation | T/ N | Check One Complete Tyre Rotation, Spokes Looseness & Runout | | |
| | 10 | Front Mudguard Alignment | M / RB/SC | | | |
| | 11 | Front Wheel Nut | LF(Hand Loose) | 6.3 0 to 7.7 Kgm | | |
| | 12 | Front Tyre Condition (Check Tyre Line Seating) | WF | Good | | |
| | 13 | Front Tyre Pressure | Less | 22PSI | | |
| | 14 | Speedo sensor cable coupler connection & function | NW | | | |
| Clutch | 15 | Clutch Operation | H /J/SY | Smooth | | |
| | 16 | Clutch Lever Free Play | EP / Less | 2 - 3 mm | | |
| Handle Bar Controls & Electrical Switch Operations | 17 | Accelerator Operation | SY/EP/LESS | Smooth | | |
| | 18 | Lever Brackets Saddle Position | LF/R | Tight | | |
| | 19 | Clip on Handle Bar Fasteners | LF(Hand Loose) | 2.0 to 3.Kgm | | |
| | 20 | Steering Movement | T /N | Free | | |
| | 21 | Lock Nut T- Stem | LF/ PO/R | 4.5 to 5.5 Kgm | | |
| | 22 | Electrical Switch Operation | NW / LF | No Defects | | |
| | 23 | Neutral Lamp | NW | No Defects | | |
| | 24 | Head Lamp Switch Operation | NW / F | When you turn the ignition switch to ON condition Head Lamp should be always ON due to Automatic Headlamp ON feature | | |
| Digital Instrument Cluster check up | 25 | Trip 'A' & Trip 'B' Check up | NW | No Defects | | |
| | 26 | Cluster Illumination check up | NW | No Defects | | |
| | 27 | Cluster - Tell Tale Functions | NW | No Defects | | |
| | 28 | Low Fuel Indication | NW | No Defects | | |
| | 29 | Battery indication | NW | No Defects | | |
| Fuel Tank | 30 | Fuel Leak | L | No Leak | | |
| | 31 | Fuel Tank Alignment vs Seat Alignment | M | | | |
| Seat | 32 | Seat Lock Cable | H /NW | | | |
| | 33 | Seat Cover Pasting | Po | | | |
| | 34 | Seat Play | EP | | | |

| Aggregate | | Area | Defect Code | Measure | Defect | Remarks |
|-----------------------|----|---|------------------------|--|--------|------------------------|
| Rear Wheel | 35 | Rear Disc Brake Pedal Free Play | Less / EP | 4 -7 mm | | |
| | 36 | Tail / Brake Light | NW /F | | | |
| | 37 | Brake Fluid maximum level check up in the rear Master Cylinder | LESS /EO | | | |
| | 38 | Routings of brake hose, twist or pinching of hose. | WF | | | |
| | 39 | Chain Tension | T / EP | 20 -30 mm | | |
| | 40 | Rear Wheel Rotation | T/ N | Check One Complete Tyre Rotation , Spokes Looseness & Runout | | |
| | 41 | Rear Sprocket Mounting Screws | LF(Hand Loose) | 2.5 to 3.3 kgm | | |
| | 42 | Rear Mudguard Alignment | M, RB | | | |
| | 43 | Rear Tyre Pressure | Less | 32PSI | | |
| | 44 | Rear Tyre Condition (Check Tyre Line Seating) | WF | Good | | |
| | 45 | Rear Shockabsorber Operation / Adjustment | H / SG | Smooth | | |
| | 46 | Rear Shocker Mounting Top & Bottom | LF(Hand Loose) | 2.5 to 3.3 kgm | | |
| Swing Arm / Foot Rest | 47 | Swing arm mounting bolt | LF(Hand Loose) | 6.5 to 7.5 kgm | | |
| | 48 | Four Foot Rest Foldable Function | H | | | |
| Aesthetics | 49 | Mudguards - Paint Related | SC / PD / R / DN/DU/PO | No Defects | | |
| | 50 | Fuel Tank - Paint Related | SC / PD / R / DN/DU/PO | No Defects | | |
| | 51 | Side panel - Paint Related | SC / PD / R / DN/DU/PO | No Defects | | |
| | 52 | Powder Coated Parts (Scratch/ Rust / Chipped OFF) | SC / R / PO/DU | No Defects | | |
| | 53 | Plated Parts (Scratch/ Rusty) | SC / R / PO | No Defects | | |
| | 54 | Buffed components poor Buffing & Scratches | SC / DU/DN/R | No Defects | | |
| | 55 | Indicators Alignment | M | No Defect | | |
| Others | 56 | Nuts, bolts, fasteners (Torque) | LF(Hand Loose) | Tight (Right, Left Cover / Engine Foundation / Accessories/ Wheel Nut) | | |
| | 57 | Owner's Manual & Tool Kit Content | - | - | | |
| | 58 | Spare fuse in fuse carrier | NA | - | | |
| Test Ride | 59 | Starting (Kick Start / Self Start) | ST / N | Easy Start | | |
| | 60 | Pulling | P | Straight | | |
| | 61 | Motorcycle Vibration | V | Smooth | | |
| | 62 | Front Wheel Wobbling | W | Rim Run Out & Face Out Value - 0.8 mm | | |
| | 63 | Rear Wheel Wobbling | W | Rim Run Out & Face Out Value - 0.8 mm | | |
| | 64 | Center Stand & Side Stand Operation | H/ N | Smooth | | |
| | 65 | Fork Noise | N | No Defects | | |
| | 66 | Engine Performance / Gear Shifting | N /V/ ST / H/SK/L / NW | Smooth | | |
| | 67 | Any Rattling / Squeaking Noise | N/ V/ LF | Nit (Silencer /Accessories / Body Parts / Suspension) | | |
| | 68 | Cam Noise / Top End Noise | N | Smooth | | |
| Note ** | | Any Abnormal / Critical Issues / Noise / Engine Open cases during PDI Inform to Plant | | | | Format No :F/14A/CS/02 |

INSTRUCTIONS

1. Check the motorcycle thoroughly for any transit damages or shortage of parts.
2. Carry out all jobs listed under Pre-Delivery Inspection Schedule.
3. Thoroughly road - test the motorcycle for performance.
4. Please ensure delivery of the motorcycle in brand new condition.
5. Claim transit loss and damage through 'TRANSIT' insurance only.
6. Claim Parts replaced for Manufacturing defects only under warranty.

| Misalignment | Noise | Vibration | Leak | Starting Trouble/Missing | Less | Wobbling | Loose Fitment | Discharging | Tight | Fused | Scratch | Pulling | Dent | Wrong Fitment | Hard | Jerking |
|--------------|-------|-----------|------|--------------------------|------|----------|---------------|-------------|-------|-------|---------|---------|------|---------------|------|---------|
| M | N | V | L | M | LESS | W | LF | D | T | F | SC | P | DN | WF | H | J |

| Excess Play | Different | Spongy | Sticky | Not Available | Smoke | Adjustment | Not Working | Paint Defect | Rust | Peel Off | Dull | Dent | Excessive Oil | Rubbing | Not Charging |
|-------------|-----------|--------|--------|---------------|-------|------------|-------------|--------------|------|----------|------|------|---------------|---------|--------------|
| EP | DF | SG | SY | NA | SK | AD | NW | PD | R | PO | DU | DN | EO | RB | NC |



MOTORCYCLE INSTALLATION CONFIRMATION BY CUSTOMER

We congratulate you on becoming a proud owner of Royal Enfield motorcycle. We request you to give this feedback after completion of the delivery process.

| | | YES | NO |
|----|--|-----|----|
| 1 | Motorcycle Documents explained (Invoice, Insurance, RC / Road Tax Receipt) | | |
| 2 | Owner's Manual received | | |
| 3 | Recommended Lubricants explained | | |
| 4 | Maintenance Schedule sheet in Owner's Manual shown and explained | | |
| 5 | Next Free Service due explained | | |
| 6 | All Free / Paid Services explained | | |
| 7 | Warranty Guidelines explained | | |
| 8 | "Running in Period" details shown in the manual explained | | |
| 9 | Service Center Address given and Location explained | | |
| 10 | Service Incharge Name & Mobile No given | | |
| 11 | Motorcycle delivered in neat and clean condition | | |
| 12 | Tools & First Aid Kit received and explained | | |

| | | YES | NO |
|---|---|-----------------------|----|
| 13 | Control Switches & Disc Brake System usage explained | | |
| 14 | Fuse Box location shown and explained | | |
| 15 | Recommended Tyre Pressure explained | | |
| 16 | Motorcycle starting & Gear shifting procedure explained | | |
| 17 | Quantity of Fuel in Fuel Tank informed | | |
| 18 | Motorcycle orientation & short distance drive provided | | |
| 19 | Date and Time of Installation | | |
| 20 | Name of Person who did Installation | | |
| Suggestions If Any: | | CUSTOMER SIGNATURE | |
| | | | |
| Model: | | Registration No.: | |
| Chassis No.: | | | |
| <p><i>We thank you and request you to return this filled up form to the person who did the motorcycle installation for you</i></p> <p style="text-align: right;"><i>KEEP RIDING</i></p> | | | |



ROYAL ENFIELD

Part No. 1040818/A

ROYALENFIELD.COM